



FLORISSANT CITY COUNCIL AGENDA
City Hall
955 rue St. Francois
Monday, November 14, 2022
7:00 PM
Karen Goodwin, MMC/MRCC



I. PLEDGE OF ALLEGIANCE

II. ROLL CALL OF MEMBERS

III. APPROVAL OF MINUTES

- City Council Meeting minutes of October 24, 2022

IV. Appointment of the Council Representative for Ward 6 for the unexpired term ending in April 2023.

V. HEARING FROM CITIZENS

VI. COMMUNICATIONS

1. Letter dated November 4th, 2022 from Patrick Mulcahy regarding his resignation from the City Council.

VII. PUBLIC HEARINGS

None		
------	--	--

VIII. OLD BUSINESS

A. BILLS FOR SECOND READING

9824 Revised Proposed Budget	Ordinance adopting the budget for the City of Florissant for the fiscal year commencing on December 1, 2022 and ending on November 30, 2023 and providing for its effective date.	Council as a whole
9825 Memo	Ordinance to amend Title II, Chapter 245 “Parks & Recreation” of the Florissant City Code, section 245.180 “Fees for Use”, to adjust fees for use of various park facilities.	Eagan

IX. NEW BUSINESS

A. BOARD APPOINTMENTS

B. REQUESTS

Special Use Transfer Application	Request for a transfer of Special Use Permit no. 8169 from Taste Buds Catering Inc.to J-n-R Enterprises d/b/a Big Boy Burgers for the operation of restaurant located at 1156 Shackelford.	Harris
----------------------------------	--------------------------------------------------------------------------------------------------------------------------------------------------------------------------------------------	--------

C. BILLS FOR FIRST READING

9826	Ordinance amending Chapter 115 of Title I of the City of Florissant, Missouri, Municipal Code, by the adoption of a new Article II, entitled “Department of Prosecuting Attorney”.	Eagan
9827	Ordinance repealing ordinance no. 7856 and setting the rates for professional services for the Provisional Judge and Public Defender for the City of Florissant.	Eagan
9828	Ordinance setting the rates for professional services for the Prosecuting Attorney for the City of Florissant.	Eagan
9829 Contract	Ordinance repealing ordinance no. 8740 and authorizing the Mayor of the City of Florissant to enter into a contract with the law firm of Lewis Rice, LLC, represented by John M. Hessel and Jacqueline K. Graves for legal services for the City of Florissant commencing on December 1, 2022 and ending on November 30, 2024.	Council as a whole
9830 Memo	Ordinance to amend chapter 245 “Parks and Recreation” Article XI “Old Fleurissant Golf Club” of the Florissant City Code, subsection 245.610 “Fees and Charges” to adjust fees for the golf course facility.	Eagan
9831 Memo	Ordinance repealing ordinance no. 8779 establishing a new compensation plan for part-time employees of the City of Florissant and containing an effective date clause.	Eagan
9832 Memo	Ordinance repealing ordinance no. 8743 establishing a new compensation plan for seasonal employees of the City of Florissant and containing an effective date clause.	Eagan
9833 Memo	Ordinance amending ordinance no. 8406 as amended which established the wage range and pay plan for unclassified employees	Eagan

	and effective date clause.	
9834 Memo	Ordinance amending section 125.065.A “Job Classification and Grade Level” by adding certain job classifications.	Eagan
9835 Memo	Ordinance transferring funds within the General Revenue Fund between various accounts for the purpose of mid-year adjustments.	Eagan
9836 Memo	Ordinance transferring funds within the Park Improvement Fund between various accounts for the purpose of mid-year adjustments.	Eagan
9837 Memo	Ordinance authorizing a transfer of \$25,000 from Capital Improvement fund account no. 03-5-03-52000 “street contracts” to 03-5-03-20040 “Debt Payment 2021 COPS” for the purpose of mid-year adjustments.	Eagan
9838 Memo	Ordinance appropriating the Community Development Block Grant (CDBG) funds for the 2022 fiscal year for the City of Florissant.	Eagan
9839	Ordinance authorizing a transfer of Special Use Permit no. 8169 from Taste Buds Catering Inc.to J-n-R Enterprises d/b/a Big Boy Burgers for the operation of restaurant located at 1156 Shackelford.	Harris

X. COUNCIL ANNOUNCEMENTS

XI. MESSAGE FROM THE MAYOR

XII. ADJOURNMENT

THIS AGENDA WAS POSTED ON THE BULLETIN BOARD IN THE LOBBY AT CITY HALL AND ON THE CITY WEBSITE AT FLORISSANTMO.COM ON NOVEMBER 11, 2022 BY 12:00 PM.

ANY ONE WISHING TO ATTEND THE COUNCIL MEETING WHO HAS SPECIAL NEEDS SHOULD CONTACT THE CITY CLERK BY NOON ON MONDAY, NOVEMBER 14, 2022.

CITY OF FLORISSANT



COUNCIL MINUTES

October 24, 2022

The Florissant City Council met in regular session at Florissant City Hall, 955 rue St. Francois on Monday, October 24, 2022 at 7:00 p.m. with Council President Eagan presiding. The Chair asked everyone in attendance to stand and join in reciting the Pledge of Allegiance.

On Roll Call the following Councilmembers were present: Caputa, Schildroth, Mulcahy, Pagano, Parson, Siam, Harris, Manganelli, Eagan. Also present was Mayor Timothy Lowery, City Clerk Karen Goodwin, and City Attorney John Hessel. A quorum being present the Chair stated that the Council Meeting was in session for the transaction of business.

Councilman Manganelli moved to approve City Council Budget Meeting Minutes from October 3, 2022 and October 12, 2022 and City Council Meeting and Executive Meeting Minutes of October 10, 2022, seconded by Caputa. Motion carried.

The Chair stated the next item on the agenda was *Proclamations*.

Sid Statun, President of the Missouri Purple Hearts Association, read about the Purple Heart Award from then and now. He noted Florissant is the 156th city to be dedicated as a Purple Heart City. Mayor Lowery was presented a plaque for the City of Florissant for their dedication and support of veterans. Mayor Lowery noted this was a great honor for the residents, veterans on the Council, and the VFW Post and Commander. The City Clerk read the Proclamation in its entirety.

The City Council and Mayor presented a Proclamation for Domestic Violence Awareness. The City Clerk read the proclamation in its entirety.

The City Council and Mayor presented a Proclamation for Extra Mile Day. The City Clerk read the proclamation in its entirety.

The Chair stated the next item on the agenda was *Hearing from Citizens*.

Ashley Bernaugh, 523 Chapel Cross Dr, noted she is the president of the PTA at Jana Elementary School. She stated she would like the Council and City's support in the coming months as they find a new place for students to attend school in person and wait for Jana Elementary to become a safe place once again.

The Chair stated the next item on the agenda was *Communications*.

- 32 1. Letter received October 18, 2022 from Ann Schultz regarding Patterson Road and motorized
33 vehicles on the trail.
34 2. Letter received October 19, 2022 from Leticia Word regarding Patterson Road and motorized
35 vehicles on the trail.

36 The Chair stated that the next item on the agenda was *Public Hearings* of which there were none.

37 The Chair stated that the next item on the agenda was *Second Readings*.

38 Councilman Mulcahy moved that Bill No. 9823 an Ordinance authorizing an amendment to
39 Special Use Permit 8751 to allow for an outdoor cooking area for Kingston 10 located at 1157-1159 N.
40 Highway 67 be read for the second time, seconded by Caputa. Before the vote, all interested persons were
41 given an opportunity to speak.

42 Councilman Mulcahy moved that Bill No. 9823 be read for a third time, seconded by Parson.
43 Motion carried and Bill No. 9823 was ready for a third time and placed upon its passage. Before the final
44 vote, all interested persons were given an opportunity to be heard.

45 On roll call the Council voted: Caputa yes, Schildroth yes, Mulcahy yes, Pagano yes, Parson yes,
46 Siam yes, Harris yes, Manganelli yes, and Eagan yes.

47 Whereupon the Chair declared Bill No. 9823 to have been passed and become Ordinance No.
48 8830.

49 The Chair stated the next item on the agenda was *Board Appointments*.

50 Councilman Mulcahy made a motion to appoint Dan Sullivan, 510 Clark, was appointed to the
51 Planning and Zoning Commission as a member from Ward 5 with a term expiring on October 24, 2026.
52 Seconded by Schildroth, motion carried.

53 Councilman Harris made a motion to appoint Lou Jearls, 1355 Swallow Ln, was appointed to the
54 Planning and Zoning Commission as a member from Ward 1 with a term expiring on October 24, 2026.
55 Seconded by Caputa, motion carried.

56 The Chair stated the next item on the agenda was *Requests*.

57 Councilman Parson moved to approve the Request for a Full Liquor by the Drink license for Plush
58 Lounge located at 12667 New Halls Ferry Road, seconded by Eagan.

59 John Hessel, City Attorney, noted he did not take this position lightly and noted Mr. Koroma's
60 politeness during conversations. Mr. Hessel stated he became aware of an amendment to the Articles of
61 Organization for Plush Lounge Hookah, LLC which was recently filed indicating a recent business
62 partner who is a convicted felon. He noted, per State Law and City Ordinance, a liquor license cannot be
63 issued when a business partner is a convicted felon. Mr. Hessel stated his advice is to deny the liquor
64 license for Plush Lounge.

65 On roll call the Council voted: Caputa no, Schildroth no, Mulcahy no, Pagano no, Parson no,
66 Siam no, Harris no, Manganelli no, and Eagan no. Motion carried, liquor license failed.

67 The Chair stated that the next item on the agenda was *Bills for First Reading*.

68 The Council as a whole introduced Bill No. 9824 an Ordinance adopting the budget for the City
69 of Florissant for the fiscal year commencing on December 1, 2022 and ending on November 30, 2023
70 and providing for its effective date was read for the first time.

71 Councilman Eagan introduced Bill No. 9825 an Ordinance to amend Title II, Chapter 245 “Parks
72 & Recreation” of the Florissant City Code, section 245.180 “Fees for Use”, to adjust fees for use of
73 various park facilities.

74 The next item on the Agenda was *Council Announcements*.

75 Councilman Schildroth noted Wards 5 and 7 will hold their annual meeting on November 9, 2022
76 at 6:30pm at the Municipal Court Building, 4575 Washington.

77 Councilman Parson reminded residents of the joint Ward 8 and 9 on Wednesday, November 2 at
78 6:30pm at the James J. Eagan gymnasium. Mr. Parson sends his condolences for those effected by the
79 Central Visual and Performing Arts School shooting.

80 Councilman Manganelli thanked everyone who attended the Food Truck Knights for the year. He
81 wished his wife a happy birthday.

82 Councilman Caputa called on the Army Corps of Engineers and the Federal Elected Officials, to
83 clean up the Jana Elementary site and the Federal Elected Officials. He noted these organizations need
84 to step up and clean up so these students can go to school together and not be split between schools.

85 Councilman Eagan noted there were two vacancies on the Planning and Zoning Commission, one
86 which was vacated by Mr. Tim Lee. He thanked Mr. Lee for his years of service on the commission and
87 the City Council.

88 The next item on the agenda was *Message from the Mayor*.

89 Mayor Lowery stated he is completely supportive of every comment about Jana Elementary
90 School and needs the trust for the students to be safe back in the school and it is not conducive for them
91 to be split between different schools. He thanked Ashley Bernaugh for her work and dedication to the
92 students. Mayor Lowery noted he has received many calls about the 10% increase that Spire would like
93 to put on gas bills and he has sent a letter to the Missouri Public Service Commission. He stated the letter
94 notes this is not a good time for an increase in gas bills after Covid. On Sunday, November 6, the city
95 will have their Veteran’s Day Parade beginning at 1pm and the Florissant Veteran of the Year is Ron
96 Scanlon. The Wreaths Across America Mobile Education Exhibit will be coming to Florissant on

97 Saturday, November 19 from 10:30 am to 3:30pm at the James J. Eagan Center with a ceremony at
98 1:30pm.

99 The Council President stated the next regular City Council Meeting will be Monday, November
100 14, 2022 at 7:00 pm.

101 Councilman Siam moved to adjourn the meeting, seconded by Schildroth. Motion carried. The
102 meeting was adjourned at 7:33 p.m.

103

104

105


106

107 The following Bills were signed by the Mayor:

108

Bill No. 9823

Ord. No. 8830



Karen Goodwin, MPPA/MMC/MRCC
City Clerk

November 4, 2022


Karen Goodwin
Florissant City Clerk
955 Rue St. Francois
Florissant, MO 63031

Dear Karen,

I would like to take this time to thank the residents of Florissant and Ward 6 for allowing me the opportunity to serve in the position of City Councilman for the last two and a half years. I will be resigning my position on the Florissant City Council, effective Monday November 7th, 2022 to explore other opportunities to better serve the residents of the City of Florissant and this community.

It has been a pleasure working with you and all of the members of the Florissant City Council.

Sincerely,

A handwritten signature in black ink, appearing to read "Patrick Mulcahy", with a stylized flourish at the end.

Patrick Mulcahy

CC: John Hessel, City Attorney
Mayor Timothy Lowery
Council President Joseph Eagan

1 INTRODUCED BY COUNCIL AS A WHOLE
2 OCTOBER 24, 2022

3
4 BILL NO. 9824

ORDINANCE NO.

5
6 **AN ORDINANCE ADOPTING THE BUDGET FOR THE CITY OF**
7 **FLORISSANT FOR THE FISCAL YEAR COMMENCING ON**
8 **DECEMBER 1, 2022 AND ENDING ON NOVEMBER 30, 2023 AND**
9 **PROVIDING FOR ITS EFFECTIVE DATE.**

10
11 NOW, THEREFORE, BE IT ORDAINED BY THE COUNCIL OF THE CITY OF
12 FLORISSANT, ST. LOUIS COUNTY, MISSOURI, AS FOLLOWS:

13
14 Section 1: The Budget for the City of Florissant commencing on December 1, 2022 and
15 ending November 30, 2023, a copy of which is attached hereto and by this reference
16 incorporated herein and made a part hereof, is hereby adopted and approved.

17 Section 2: This ordinance shall become in force and effect as of December 1, 2022.

18
19 Adopted this ____ day of _____, 2022.


20
21
22
23 _____
24 Joseph Eagan
25 President of the Council
26 City of Florissant

27
28
29 Approved this ____ day of _____, 2022.

30
31
32
33 _____
34 Timothy J. Lowery
35 Mayor, City of Florissant

36 ATTEST:
37
38 _____
39 Karen Goodwin, MPPA/MMC/MRCC
40 City Clerk
41

City of Florissant, Missouri



2023

Revised Budget

October 2022 Budget Workshop Adjustments

(Submitted October 21, 2022)

955 rue St. Francois
Florissant, Missouri 63031
314-921-5700
www.florissantmo.com

City of Florissant, Missouri
2023 Budget Message

Honorable Members of the City Council and Citizens of the City of Florissant:

As Mayor of the City of Florissant, it is my responsibility to submit a proposed budget for the upcoming 2023 fiscal year which runs from December 1, 2022 through November 30, 2023. The proposed budget of approximately \$43 million is submitted in compliance with Section 6.6 of the City Charter and Section 67.010 of the Missouri Revised Statutes. The 2023 proposed budget provides a financial plan for the general, capital improvement, park improvement, street, property maintenance, public safety, and sewer lateral funds.

This budget contains the framework to continue to operate the City in a professional manner while providing the high level of programs and services our residents expect. One of my goals with this proposed budget, as with past budget proposals, is to anticipate expenditures for the next fiscal year so as to reduce the need for supplemental appropriations, recognizing that it is impossible to eliminate them completely.

The City Administration and the City Council continue to review cost reduction and revenue generating strategies to allow Florissant's city government to continue to provide the level of services and programs that our residents have come to appreciate and expect without compromising the required reserve.

A healthy reserve is crucial to maintaining a consistent level of services and programs over time. Reserves provide the cushion necessary to bridge the fluctuations in the City's revenue streams from one year to the next. The General Fund is projected to have a reserve balance of \$17.1 million at the end of the 2023 fiscal year. It is projected that the General Fund will have a reserve balance of 61.5% of the proposed budget and above our policy of targeting a reserve balance of at least 10%.

Projected revenue dictates the level of programs and services that can be funded. In this regard, some categories of revenue sources have produced greater results due to State of Missouri legislative actions and the rebound from the COVID-19 pandemic, and some revenue sources have produced less than anticipated results due to continuing changes in technology, buying habits and State legislation. In addition, the 2023 proposed budget includes a new revenue source for the City – a voter approved Use tax that went into effect July 1, 2022. In 2022, the rate of inflation is higher than it has been in 40 plus years, and the effect of inflation on revenues lags behind its effect on costs by several months, continuing to challenge the City to appropriately fund the cost of services.

Sales tax and Utility tax are two of the most substantial revenue sources in the General Fund. For 2022 the City is projecting an increase in Sales tax revenue over prior years, which reverses a previous downward trend. Anticipating that the 2023 Sales tax revenues will continue to increase slightly over 2022, they are budgeted at just over the 2022 projection at \$8.2 million, and the Utility tax is budgeted just over the 2022 projection at \$5.5 million. Revenues from the new Use tax are budgeted at \$1.5 million for 2023. This increased revenue projection helps to trim the anticipated 2023 General Fund budget deficit to just under \$100,000.

Other funds' 2023 Sales tax revenues are anticipated to be slightly higher than 2022 with nominal changes in their revenue budgets:

- Public Safety Fund
- Capital Improvement Fund
- Park Improvement Fund
- Street Improvement Fund

Every municipality is a service organization and at the heart of our ability to serve our residents is the effectiveness of our employees. Being the former Chief of Police I know firsthand the importance of appreciating the needs of our great employees.

The 2023 budget includes the implementation of a revised pay scale for City of Florissant uniformed public safety employees and unclassified employees. This supplements the revision to the pay scale of classified employees that was adopted in 2022 and brings the City to a pay level consistent with the pay scales of our neighboring communities and the marketplace. The City's benefit plans, and membership in LAGERS (Missouri Local Government Employees Retirement System) are an effort to provide a total compensation package designed to be as competitive as possible to continue to attract and retain outstanding Florissant police officers and other City employees. It is very important to me to have quality and dedicated employees to serve along with me here in Florissant and not let such employees slip away due to non-competitive pay and benefits.

The budget proposal also calls for increasing the City's minimum wage, to remain compliant with the Missouri minimum wage increase scheduled for January 2023, for regular part-time employees and seasonal employees. This will allow the City to continue to stay competitive in our recruitment efforts and maintain necessary staffing levels. The hours for part-time positions continue to be limited so that no part-time position will be regularly scheduled to work more than 28 hours per week.

The City is experiencing increases in insurance costs that affect the 2023 proposed budget. Currently the City pays 100% of employee health care premiums and 50% of the premiums for dependents. There is a residual effect of some major health insurance claims which continue to drive projected premium increases for 2023, and the City is studying alternatives to control these costs. Workers Compensation insurance premium is projected to remain nearly the same as 2022, and Business, Law Enforcement, Property and Auto Insurance premiums are projected to increase 10%.

Our city's population remains the largest of all the municipalities in St. Louis County. The results of the 2020 Census indicate that 52,533 residents call Florissant their home. This statistic represents a significant increase in population and the reverse of a 35 year-long trend which brings our population back to a level not seen since the mid 1980's. I intend to continue to focus on economic development in Florissant by working with commercial developers, real estate brokers, and community stakeholders throughout our city and the greater North County area, in an effort to stimulate even more economic activity to benefit our businesses and residents.

However, if we are going to have continued economic development success, we will need to focus on key aspects of potential growth including enhancing Saint Francois Street, filling vacancies, and diversifying our business sectors. This will be accomplished through our economic development department and the implementation of the new comprehensive and strategic plan. This plan will enable our staff to move forward with enhancements regarding business growth as well as residential growth.

Additionally, there are many exciting projects that are in the due diligence and planning phase and we are working with the developers to bring them to fruition. We can anticipate more public announcements this year and beyond.

I believe the 2023 budget presents a reasonable and conservative framework for continuing a high level of services given the issues facing the City, both now and in the future. Highlights of the proposed budget include the following:

A. The City's Media Department continues to broadcast positive video and photo segments about the City of Florissant that include city and community events, Parks and Recreation events & classes, local business promotion, public safety bulletins, and much more. We have a reach of well over 30,000 people through our social media, print and television outlets and this viewership continues to grow. The Florissant Media Department will continue their success in 2023 by continuing to create unique and uplifting photo and video content that promotes our amenities, positivity, inclusion, commerce, community activities and everything else that our wonderful city and its residents have to offer. Plans for 2023 include local school interaction, even more business promotion, exciting segments in our new video podcast studio, and expanded coverage of all city festivals.

B. The City of Florissant's Information Technology (I.T.) department will continue in 2023 to focus on information security, improving employee I.T. accessibility, electronics recycling, and regular updates to all outdated equipment. Our private fiber optic network project is still in the works and we hope to get that underway in 2023. The I.T. department will again improve upon and update our video surveillance system in 2023. New security appliances were put in place in 2022 and those will continue to be updated in 2023. At the end of 2022 a new phone system was implemented in all city owned buildings. This new system saves us money while allowing our employees to contact and interact with the public in new and exciting ways.

C. The Park Improvement budget includes \$700,000 to relocate and renovate the restroom facilities at St. Ferdinand Park. This project will be partially reimbursed by the Municipal Park Grant Commission of St. Louis County.

The City will continue to provide funding for programs that the families of Florissant have come to know and love: The St. Louis Family Theater Series, Valley of Flowers Festival performers and the celebrated Music Under the Stars concert series. In addition, the Theater Department will launch a pilot outreach program in FY23 anticipated to include two productions.

Proposition A was recently passed by the voters in the August 2022 election with 61% of the vote. I supported Prop A in order to keep Florissant a thriving community, maintain property values, and continue to offer superior recreational and health benefits to residents of all ages. The approximately \$10 million that will be raised by the general obligation bond issue pursuant to Prop A will be used to build a new aquatic center at Koch Park, a new competition pool at Bangert Park and mechanical upgrades to the indoor pool at the James J. Eagan Center.

D. Capital Improvement Fund is budgeted for \$1,600,000 in street maintenance contracts including asphalt preservation and concrete pavement slab replacement. In addition, \$50,000 will be used for routine bridge repair and \$100,000 will be used for annual sidewalk repair.

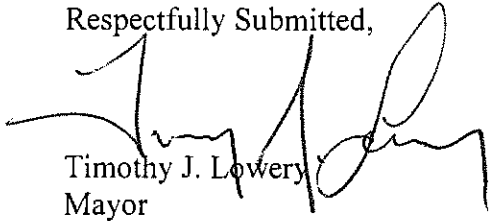
Proposition S, the street Sales tax, will be the conduit for \$2,849,000 in street projects including:

- \$1,119,000 is budgeted to accomplish Phase 1 of the St. Denis Street project. Major street projects like this are facilitated under the auspices of a Federal public improvement grant through the East-West Gateway Council of Governments. The City will receive 80% or \$895,200 of the cost of the Phase 1 of the St. Denis Street project back in grant revenue. The long-standing practice of utilizing grants to help fund projects for our bridges and roadways is a very cost-effective approach enabling Florissant to leverage the maximum value from tax collections.
- \$1,730,000 will fund the continuous street projects to restore curb and riding surfaces to like new condition.
- The following streets have been approved for reconstruction in partnership with the Federal Government: St. Denis Phase 2, Mullanphy Road (to be split into 2 phases).

I wish to thank Chief Fagan and his Command Staff, Public Works Director Todd Hughes and his staff, Parks Director Cheryl Thompson and her staff, and all of the Department Managers for their diligence and hard work in assisting the administration in the preparation of the proposed budget. I wish to thank Finance Director Kimberlee Johnson for the hard work and commitment to complete the 2023 budget and I commend all of the employees of the City of Florissant for their dedication to the residents of our City.

I look forward to discussing the proposed budget with the Florissant City Council and to continue to work together for the progress of our city.

Respectfully Submitted,

A handwritten signature in black ink, appearing to read "Timothy J. Lowery". The signature is stylized with a large initial "T" and "L".

Timothy J. Lowery
Mayor

City of Florissant Operating Budget
December 1, 2022 through November 30, 2023

FUND SUMMARIES

<u>Page #</u>	<u>Dept #</u>	Actual <u>2021</u>	Adjusted Budget <u>2022</u>	Proposed <u>2023</u>	Revised <u>2023</u>
General Fund - 01					
8-9	Revenues	\$ 22,271,635	\$ 22,448,123	\$ 24,202,646	\$ 24,202,646
Expenditures					
10	Administrative	\$ 2,770,797	\$ 3,240,417	\$ 3,369,181	\$ 3,344,930
11	Legislative	135,902	156,170	152,931	152,931
12	Information Tech/Media	623,078	729,443	797,088	791,624
13-14	Police	9,664,878	10,914,626	10,961,750	10,840,997
15	Municipal Court	492,878	678,424	589,786	612,757
16	Prosecuting Attorney	173,921	272,291	272,630	271,071
17	Housing Resource Center	36,356	105,646	102,715	100,977
18	Senior Services	160,178	193,776	205,995	205,868
19-20	Public Works	3,095,185	3,880,783	3,920,961	3,851,373
21	Recreation-Theater	261,380	447,392	574,793	571,675
22	Recreation-Centers	1,352,084	1,773,526	1,859,351	1,846,592
23	Recreation-Summer Camp	50,229	198,295	257,504	257,504
24	Recreation-Bangert Pool	127,985	293,764	338,470	338,470
25	Recreation-Golf Course	714,341	773,938	887,655	851,454
General Fund Expenditures		<u>\$ 19,659,192</u>	<u>\$ 23,658,491</u>	<u>\$ 24,290,810</u>	<u>\$ 24,038,223</u>
Revenue over Expenditures		\$ 2,612,443	\$ (1,210,368)	\$ (88,164)	\$ 164,423
Estimated Ending Fund Balance				\$ 17,166,826	\$ 17,419,413
26-30 Capital Improvement Fund - 03					
Revenue		\$ 4,040,110	\$ 4,035,588	\$ 4,241,000	\$ 4,241,000
Expenditures		2,298,169	6,252,562	5,534,366	5,534,366
Revenue over Expenditures		\$ 1,741,941	\$ (2,216,974)	\$ (1,293,366)	\$ (1,293,366)
Estimated Ending Fund Balance				\$ 1,369,121	\$ 1,369,121
31-37 Park Improvement Fund - 09					
Revenue		\$ 4,477,638	\$ 4,026,650	\$ 4,331,000	\$ 4,333,000
Expenditures		4,741,067	4,525,163	4,708,411	4,711,209
Revenue over Expenditures		\$ (263,429)	\$ (498,513)	\$ (377,411)	\$ (378,209)
Estimated Ending Fund Balance				\$ 876,571	\$ 875,773
38-39 Street Fund - 08					
Revenue		\$ 1,783,240	\$ 1,601,534	\$ 2,395,200	\$ 2,395,200
Expenditures		749,939	2,429,717	3,293,672	3,293,672
Revenue over Expenditures		\$ 1,033,301	\$ (828,183)	\$ (898,472)	\$ (898,472)
Estimated Ending Fund Balance				\$ 687,844	\$ 687,844

City of Florissant Operating Budget
December 1, 2022 through November 30, 2023

<u>Page #</u>		Actual <u>2021</u>	Adjusted Budget <u>2022</u>	Proposed <u>2023</u>	Revised <u>2023</u>
40-41	Sewer Lateral Fund - 04				
	Revenue	\$ 389,040	\$ 893,000	\$ 903,000	\$ 903,000
	Expenditures	702,836	853,568	772,259	772,259
	Revenue over Expenditures	\$ (313,796)	\$ 39,432	\$ 130,741	\$ 130,741
	Estimated Ending Fund Balance			\$ 1,178,678	\$ 1,178,678
42	Court Building Fund - 14				
	Revenue	\$ 34,702	\$ 132,000	\$ 132,000	\$ 132,000
	Expenditures	30,310	132,000	132,000	132,000
	Revenue over Expenditures	\$ 4,392	\$ -	\$ -	\$ -
	Fund Balance not applicable				
43-45	Public Safety Fund - 17				
	Revenue	\$ 3,005,472	\$ 2,827,343	\$ 3,000,000	\$ 3,000,000
	Expenditures	2,589,573	2,918,311	3,294,015	3,292,015
	Revenue over Expenditures	\$ 415,899	\$ (90,968)	\$ (294,015)	\$ (292,015)
	Estimated Ending Fund Balance			\$ 884,493	\$ 886,493
46	Property Maintenance Fund - 16				
	Revenue	\$ 401,253	\$ 384,000	\$ 384,000	\$ 384,000
	Expenditures	386,170	408,380	400,340	400,340
	Revenue over Expenditures	\$ 15,083	\$ (24,380)	\$ (16,340)	\$ (16,340)
	Estimated Ending Fund Balance			\$ 58,298	\$ 58,298
47	ARPA Fund - 55				
	Revenue	\$ 521,592	\$ 5,314,838	\$ 681,210	\$ 681,210
	Expenditures	\$ 521,592	\$ 5,314,838	\$ 681,210	\$ 681,210
	Revenue over Expenditures	\$ -	\$ -	\$ -	\$ -
	Estimated Ending Fund Balance			\$ 681,208	\$ 681,208
	Total Revenue - All Funds	\$ 36,924,682	\$ 41,663,076	\$ 40,270,056	\$ 40,272,056
	Total Expenditures - All Funds	\$ 31,678,848	\$ 46,493,030	\$ 43,107,083	\$ 42,855,294

City of Florissant Operating Budget
December 1, 2022 through November 30, 2023

01 - GENERAL FUND - REVENUES

<u>TAXES</u>	<u>Actual 2021</u>	<u>Budget 2022</u>	<u>Proposed 2023</u>	<u>Revised 2023</u>
Cigarette	\$ 98,672	\$ 105,000	\$ 100,000	\$ 100,000
Gasoline	1,688,100	1,850,000	2,050,000	2,050,000
Road & Bridge Taxes	656,877	560,000	600,000	600,000
Sales Tax	8,537,941	8,000,000	8,200,000	8,200,000
Use Tax	0	0	1,500,000	1,500,000
Utility Tax	<u>5,436,970</u>	<u>5,090,000</u>	<u>5,500,000</u>	<u>5,500,000</u>
Total Taxes	\$ 16,418,560	\$ 15,605,000	\$ 17,950,000	\$ 17,950,000

<u>LICENSES</u>				
Business	\$ 821,400	\$ 805,000	\$ 805,000	\$ 805,000
Liquor & Other Licenses	<u>57,647</u>	<u>60,000</u>	<u>60,000</u>	<u>60,000</u>
Total Licenses	\$ 879,047	\$ 865,000	\$ 865,000	\$ 865,000

<u>PERMITS</u>				
Building	\$ 492,346	\$ 450,000	\$ 500,000	\$ 500,000
Minimum Housing	368,772	400,000	350,000	350,000
Signs & Other Permits	<u>74,120</u>	<u>55,000</u>	<u>60,000</u>	<u>60,000</u>
Total Permits	\$ 935,238	\$ 905,000	\$ 910,000	\$ 910,000

<u>RECREATION - GOLF</u>				
Green Fees	\$ 263,871	\$ 280,000	\$ 235,000	\$ 235,000
Cart Fees	229,418	225,000	215,000	215,000
Pro Shop Sales	37,229	57,000	50,000	50,000
Concession Sales and Fees	97,726	145,000	140,000	140,000
Other- Rental Carts & Clubs	<u>-</u>	<u>-</u>	<u>-</u>	<u>-</u>
Total Golf	\$ 628,244	\$ 707,000	\$ 640,000	\$ 640,000

City of Florissant Operating Budget
December 1, 2022 through November 30, 2023

	<u>Actual</u> <u>2021</u>	<u>Budget</u> <u>2022</u>	<u>Proposed</u> <u>2023</u>	<u>Revised</u> <u>2023</u>
<u>RECREATION - OTHER</u>				
Rentals-Nature Lodge/Gym	\$ 24,898	\$ 36,000	\$ 36,000	\$ 36,000
Center Activity	180,797	288,000	253,000	253,000
Outdoor Pool Receipts	101,266	99,700	97,000	97,000
Rink	97,512	105,000	105,000	105,000
Parks & Rec Fees	212,661	239,800	241,400	241,400
Summer/Winter Camp Program	40,898	82,000	75,000	75,000
Theater	38,288	156,300	104,000	104,000
Concession Sales	<u>48,039</u>	<u>54,100</u>	<u>50,000</u>	<u>50,000</u>
Total Other Recreation	<u>\$ 744,359</u>	<u>\$ 1,060,900</u>	<u>\$ 961,400</u>	<u>\$ 961,400</u>
Total Recreation	\$ 1,372,603	\$ 1,767,900	\$ 1,601,400	\$ 1,601,400
 <u>MISCELLANEOUS</u>				
Interest Income	\$ 70,452	\$ 70,000	\$ 30,000	\$ 30,000
Municipal Court	531,025	1,034,700	1,028,000	1,028,000
Other Miscellaneous	235,858	196,800	208,800	208,800
Property Maintenance Fees	148,058	200,000	150,000	150,000
Various: Claim Settlements, Ins Proceeds etc	75,253	0	0	0
Donations	0	145,584	0	
Police Forfeitures	0	211,000	0	
Cable TV	526,895	530,000	500,000	500,000
Senior Citizen Trips/Luncheons	24,259	39,500	57,000	57,000
Grants & Reimbursement	<u>1,054,387</u>	<u>877,639</u>	<u>902,446</u>	<u>902,446</u>
Total Miscellaneous	<u>\$ 2,666,187</u>	<u>\$ 3,305,223</u>	<u>\$ 2,876,246</u>	<u>\$ 2,876,246</u>
Total Revenue	\$ 22,271,635	\$ 22,448,123	\$ 24,202,646	\$ 24,202,646
			(24,290,810)	(24,038,223)
Equal Revenue Over/(Under) Expenditure			(88,164)	164,423
			<u>17,254,990</u>	<u>17,254,990</u>
Equal Estimated Ending Fund Bal	\$ 17,166,826		\$ 17,166,826	\$ 17,419,413

City of Florissant Operating Budget
December 1, 2022 through November 30, 2023

40 - ADMINISTRATIVE DEPARTMENT

<u>Account</u>	Actual <u>2021</u>	Adjusted Budget <u>2022</u>	Proposed <u>2023</u>	Revised <u>2023</u>
4000-Salaries & Benefits	\$ 1,520,200	\$ 1,632,687	\$ 1,672,452	\$ 1,648,201
4021-Uniforms	-	100	100	100
4023-Postage & Printing	35,489	46,000	51,000	51,000
4024-Telecom/Computer	33,756	41,600	31,769	31,769
4031-Lease/ Rental Equip	38,182	44,000	44,000	44,000
4032-Office Expense	12,179	18,500	18,000	18,000
4042/3-Dues, Travel, Training & Certifications	37,158	64,385	67,015	67,015
4050-Professional Services	293,854	394,245	399,245	399,245
4052-Programs & Events	21,963	92,700	61,700	61,700
4053-Advertising	25,818	31,000	52,000	52,000
4055-Insurance & Bonds	741,729	860,200	956,900	956,900
4058-Elected Official Expense	10,469	15,000	15,000	15,000
Total	\$ 2,770,797	\$ 3,240,417	\$ 3,369,181	\$ 3,344,930

PERSONNEL SERVICES

Full-time	\$ 1,098,951	\$ 1,152,328	\$ 1,191,002	\$ 1,191,002
Part-time	-	-	-	-
Overtime	1,445	7,000	7,000	7,000
Contract Services	\$ 31,898	\$ -	\$ -	\$ -

PERSONNEL SCHEDULE

Office of the Mayor		<u>Office of the City Clerk</u>	
Mayor	1.00	City Clerk/Legislative Asst	1.00
Gov't Affairs/Sr Comm Mgr	1.00	Deputy City Clerk	1.00
Executive Assistant to the Mayor	1.00	Receptionist	1.00
Total	3.00	Mailroom/Printing Clerk	1.00
		Total	4.00
<u>Finance Department</u>			
Director of Finance	1.00		
Assistant Director of Finance	1.00		
Accounting Clerk	5.00	<u>Economic Development Department</u>	
Total	7.00	Economic Dev. Coordinator	1.00
		<u>Community Development Office</u>	
<u>Human Resources</u>		Comm. Dev. Coordinator	1.00
Director of Human Resources	1.00		
Human Resource Specialist	1.00		
Total	2.00	Full-time	17.00
		FTE (Part-time/Seasonal)	0.00
Total Personnel	18.00	Full-time Elected Official	1.00

City of Florissant Operating Budget
December 1, 2022 through November 30, 2023

38 - LEGISLATIVE DEPARTMENT

<u>Account</u>	Actual <u>2021</u>	Adjusted Budget <u>2022</u>	Proposed <u>2023</u>	Revised <u>2023</u>
3800-Salaries & Benefits	\$ 126,652	\$ 129,170	\$ 125,931	\$ 125,931
3858-Elected Official Expense	<u>9,250</u>	<u>27,000</u>	<u>27,000</u>	<u>27,000</u>
Total	\$ 135,902	\$ 156,170	\$ 152,931	\$ 152,931

PERSONNEL SERVICES

Full-time	\$ -	\$ -	\$ -	\$ -
Part-time	105,612	106,000	105,612	105,612
Overtime	-	-	-	-

PERSONNEL SCHEDULE

Council Members	<u>9.00</u>		
Total Personnel	<u><u>9.00</u></u>	Part-time Elected Officials	9.00

City of Florissant Operating Budget
December 1, 2022 through November 30, 2023

36 - IT/MEDIA DEPARTMENT

<u>Account</u>	Actual <u>2021</u>	Adjusted Budget <u>2022</u>	Proposed <u>2023</u>	Revised <u>2023</u>
3600-Salaries & Benefits	\$ 407,926	\$ 454,943	\$ 465,888	\$ 460,424
3621-Uniforms	985	1,500	2,000	2,000
3624-Telecom/ Computer	173,238	197,000	240,000	240,000
3627-Gasoline	-	-	-	-
3629-Building & Grounds	-	-	-	-
3630-Equip & Vehicle Expense	-	-	-	-
3632-Office Expense	139	1,000	3,500	3,500
3633-Material & Supplies	-	-	-	-
3642-Travel, Training & Certifications	399	3,000	3,000	3,000
3644-License, Permits & Inspections	2,000	2,000	2,200	2,200
3650-Professional Services	3,005	12,000	20,000	20,000
3655-Advertising	<u>35,386</u>	<u>58,000</u>	<u>60,500</u>	<u>60,500</u>
Total	\$ 623,078	\$ 729,443	\$ 797,088	\$ 791,624

PERSONNEL SERVICES

Full-time	\$ 257,316	\$ 271,191	\$ 285,486	\$ 285,486
Part-time	14,568	24,000	27,926	27,926
Overtime	5,823	9,000	9,000	9,000
Contract Services	25,000	15,000	17,000	17,000

PERSONNEL SCHEDULE

IT Director (split with Police Department)	0.60	Video Specialist p/t	0.70
IT Manager	1.00		
IT System Support Technician	1.00		
Media Manager	1.00		
Media Production Specialist	<u>1.00</u>		
	4.60		
		Full-time	4.60
Total Personnel	<u>5.30</u>	FTE (Part-time/Seasonal)	0.70

City of Florissant Operating Budget
December 1, 2022 through November 30, 2023

49 - POLICE DEPARTMENT

<u>Account</u>	Actual <u>2021</u>	Adjusted Budget <u>2022</u>	Proposed <u>2023</u>	Revised <u>2023</u>
4900-Salaries & Benefits	\$ 8,939,385	\$ 9,572,042	\$ 9,868,050	\$ 9,747,297
4921-Uniforms	87,439	101,000	107,000	107,000
4924-Telecom/Computer	205,184	268,000	283,700	283,700
4926-Utilities	44,305	45,000	45,000	45,000
4927-Gasoline	188,561	300,000	300,000	300,000
4929-Buildings & Grounds	15,946	-	-	-
4930-Equip & Vehicle Expense	27,941	4,700	4,900	4,900
4931-Lease/ Rental Equip	31,596	41,000	106,000	106,000
4932-Office Expense	26,240	57,000	59,000	59,000
4933-Material & Supplies	26,049	48,000	50,000	50,000
4942/3-Dues, Travel, Training & Certifications	56,144	93,600	101,600	101,600
4950-Professional Service	7,500	9,000	10,000	10,000
4952-Programs & Events	8,588	18,700	26,500	26,500
4961-Capital Adds (will budget based on forfeitures)	-	<u>356,584</u>	-	-
Total	<u>\$ 9,664,878</u>	<u>\$ 10,914,626</u>	<u>\$ 10,961,750</u>	<u>\$ 10,840,997</u>

PERSONNEL SERVICES

Full-time	\$ 7,748,873	\$ 8,080,200	\$ 8,552,199	\$ 8,552,199
Part-time	125,047	222,000	217,600	252,544
Overtime	246,290	348,000	370,000	370,000

City of Florissant Operating Budget
December 1, 2022 through November 30, 2023

49 - POLICE DEPARTMENT (CONTINUED)

PERSONNEL SCHEDULE

<u>Office of the Chief</u>		<u>Bureau of Field Operations</u>	
Chief of Police	1.00	Captain	1.00
Administrative Assistant	<u>1.00</u>	Lieutenant	6.00
Total	2.00	Sergeant	5.00
<u>Bureau of Support Services</u>		Police Officer	62.00
Major	1.00	Reserve Officer p/t	2.10
Sergeant	1.00	Clerk Typist	<u>1.00</u>
Police Officer	4.00	Total	77.10
IT Director	0.40	<u>Bureau of Investigations</u>	
IT Manager	1.00	Captain	1.00
IT Tech Support p/t	0.70	Sergeant	2.00
Dispatcher	9.00	Police Officer	10.00
Dispatcher p/t	1.92	Correction Officer	<u>5.00</u>
Administrative Assistant	1.00	Total	18.00
Clerk Typist	3.00		
Class "C" Person	1.00		
Custodian p/t	<u>0.70</u>		
Total	24.72		
		Full-time	116.40
Total Personnel	<u><u>121.82</u></u>	FTE (Part-time/Seasonal)	5.42

City of Florissant Operating Budget
December 1, 2022 through November 30, 2023

41 - MUNICIPAL COURT DEPARTMENT

<u>Account</u>	Actual <u>2021</u>	Adjusted Budget <u>2022</u>	Proposed <u>2023</u>	Revised <u>2023</u>
4100-Salaries & Benefits	\$ 470,386	\$ 638,174	\$ 545,541	\$ 568,512
4124-Telecom/Computer	9,116	15,000	15,000	15,000
4132-Office Expense	7,976	12,700	15,925	15,925
4142/3-Dues, Travel, Training & Certifications	2,459	4,950	5,120	5,120
4150-Professional Service	<u>2,941</u>	<u>7,600</u>	<u>8,200</u>	<u>8,200</u>
Total	\$ 492,878	\$ 678,424	\$ 589,786	\$ 612,757

PERSONNEL SERVICES

Full-time	\$ 266,850	\$ 305,770	\$ 280,280	\$ 280,280
Part-time	74,113	99,000	101,272	129,408
Overtime	-	-	-	-
Contract Services	10,355	58,000	18,000	18,000

PERSONNEL SCHEDULE

<u>Municipal Court</u>		<u>Elected Positions</u>	
Court Clerk	1.00	Judge	1.00
Deputy Court Clerk	1.00	<u>Appointed Positions - Contract Services</u>	
Assistant Court Clerk - Court	4.00	Provisional Judge	
Assistant Court Clerk - Court P/T	<u>2.10</u>	Public Defender	
Total	8.10		
		Full-time	6.00
		FTE (Part-time/Seasonal)	2.10
Total Personnel	<u><u>9.10</u></u>	Elected Officials	1.00

City of Florissant Operating Budget
December 1, 2022 through November 30, 2023

35 - PROSECUTING ATTORNEY DEPARTMENT

<u>Account</u>	Actual <u>2021</u>	Adjusted Budget <u>2022</u>	Proposed <u>2023</u>	Revised <u>2023</u>
3500-Salaries & Benefits	\$ 155,864	\$ 245,772	\$ 245,231	\$ 243,672
3524-Telecom/Computer	5,000	5,351	5,351	5,351
3532-Office Expense	1,269	2,000	2,750	2,750
3542/3-Dues/Travel/ Training/ Cert	1,501	4,000	4,130	4,130
3550-Professional Services	<u>10,287</u>	<u>15,168</u>	<u>15,168</u>	<u>15,168</u>
Total	\$ 173,921	\$ 272,291	\$ 272,630	\$ 271,071

PERSONNEL SERVICES

Full-time	\$ 40,156	\$ 43,347	\$ 43,796	\$ 43,796
Part-time	-	-	-	-
Overtime	-	-	-	-
Contract Services	98,190	180,300	180,300	180,300

PERSONNEL SCHEDULE

Municipal Court

Appointed Positions - Contract Services

Prosecuting Attorney Clerk	<u>1.00</u>	Prosecuting Attorney	
Total	1.00	Asst Prosecuting Attorney	
Total Personnel	<u><u>1.00</u></u>	Full-time	1.00
		FTE (Part-time/Seasonal)	0.00

City of Florissant Operating Budget
December 1, 2022 through November 30, 2023

37 - HOUSING RESOURCE CENTER DEPARTMENT

<u>Account</u>	<u>Actual</u> <u>2021</u>	<u>Adjusted Budget</u> <u>2022</u>	<u>Proposed</u> <u>2023</u>	<u>Revised</u> <u>2023</u>
3700-Salaries & Benefits	\$ 34,288	\$ 103,196	\$ 100,265	\$ 98,527
3721-Uniforms	351	450	450	450
3732-Office Expense	969	1,000	1,000	1,000
3742-Travel, Training & Certifications	<u>748</u>	<u>1,000</u>	<u>1,000</u>	<u>1,000</u>
Total	\$ 36,356	\$ 105,646	\$ 102,715	\$ 100,977

PERSONNEL SERVICES

Full-time	\$ 25,466	\$ 67,139	\$ 67,604	\$ 67,604
Part-time	-	-	-	-
Overtime	-	-	-	-

PERSONNEL SCHEDULE

Community Development Specialist *	1.00		
Community Development Grant Manager **	<u>1.00</u>		
Total	2.00		
Total Personnel	<u>2.00</u>	Full-time	2.00
		FTE (Part-time/Seasonal)	0.00

*50% of wages and benefits for Community Development Specialist are paid out of Community Development Block Grant Funds.

**30% of wages and benefits for Community Development Grant Manager are paid by Community Development Block Grant Funds.

City of Florissant Operating Budget
December 1, 2022 through November 30, 2023

39 - SENIOR SERVICES DEPARTMENT

<u>Account</u>	Actual <u>2021</u>	Adjusted Budget <u>2022</u>	Proposed <u>2023</u>	Revised <u>2023</u>
3900-Salaries & Benefits	\$ 120,268	\$ 129,866	\$ 133,285	\$ 133,158
3921-Uniforms	177	400	400	400
3926-Utilities	3,889	6,060	6,060	6,060
3929-Bldg. & Grounds	3,228	-	-	-
3932-Office Expense	1,490	1,900	2,630	2,630
3933-Material & Supplies	-	2,850	3,050	3,050
3942-Travel, Training & Certifications	182	300	300	300
3950-Professional Services	-	-	-	-
3952-Programs & Events	29,444	50,900	58,770	58,770
3953-Publicity	<u>1,500</u>	<u>1,500</u>	<u>1,500</u>	<u>1,500</u>
Total	\$ 160,178	\$ 193,776	\$ 205,995	\$ 205,868

PERSONNEL SERVICES

Full-time	\$ 67,891	\$ 49,509	\$ 38,054	\$ 38,054
Part-time	21,912	52,000	69,737	69,737
Overtime	-	-	-	-

PERSONNEL SCHEDULE

Clerk	<u>1.00</u>	Senior Citizen Coordinator p/t	0.70
Total Full-time	1.00	Senior Citizen Specialist p/t	0.38
		Support Staff p/t	<u>0.75</u>
			1.83
		Full-time	1.00
Total Personnel	<u><u>2.83</u></u>	FTE (Part-time/Seasonal)	1.83

City of Florissant Operating Budget
December 1, 2022 through November 30, 2023

48 - PUBLIC WORKS DEPARTMENT

<u>Account</u>	Actual <u>2021</u>	Adjusted Budget <u>2022</u>	Proposed <u>2023</u>	Revised <u>2023</u>
4800-Salaries & Benefits	\$ 2,899,017	\$ 3,610,083	\$ 3,602,661	\$ 3,533,073
4821-Uniforms	9,835	13,000	13,000	13,000
4826-Utilities	76,264	80,000	88,000	88,000
4827-Gasoline	77,554	110,000	150,000	150,000
4832-Office Expense	17,355	25,000	25,000	25,000
4833-Material & Supplies	-	5,000	5,000	5,000
4342/3-Dues, Travel, Training & Certifications	10,301	26,700	26,300	26,300
4850-Professional Service	4,859	11,000	11,000	11,000
Total	\$ 3,095,185	\$ 3,880,783	\$ 3,920,961	\$ 3,851,373

PERSONNEL SERVICES

Full-time	\$ 2,841,606	\$ 2,704,026	\$ 2,652,838	\$ 2,651,279
Part-time	97,508	256,000	322,026	322,026
Part-time-Seasonal	11,828	58,000	81,920	81,920
Overtime	55,135	110,000	110,000	110,000

City of Florissant Operating Budget
December 1, 2022 through November 30, 2023

48 - PUBLIC WORKS DEPARTMENT (Cont.)

PERSONNEL SCHEDULE

Office of the Director

Director of Public Works	1.00	
Executive Assistant	<u>1.00</u>	
Total	2.00	

Building Division

Building Commissioner	1.00
Plan Reviewer	1.00
Combination Comm. Inspector	1.00
Multi-Building Inspector	4.00
Prop. Maint & Housing Insp	1.00
Lead Permit/Inspection Clerk	1.00
Permit/Inspection Clerk	7.00
Code Enforcement p/t	1.40
Permit/Inspection Clerk p/t	1.40
Building/Housing Inspector p/t	<u>3.50</u>
Total	22.30

Street Division

Street Superintendent	1.00
Permit/Inspection Clerk	1.00
Class "A" Foreman	1.00
Class "A" Person	2.00
Class "B" Person	2.00
Street Sweeper	1.00
Class "C" Person	3.00
Equipment Maintenance Supv.	1.00
Equipment Maint. Mechanic	2.00
Laborers (snl)	<u>1.23</u>
Total	15.23

Health Department

Health Superintendent	1.00
Class "A" Person	2.00
Class "B" Person	1.00
Class "C" Person	4.00
Permit/Inspection Clerk	1.00
Clerk Typist	1.00
Laborers (snl)	<u>1.23</u>
Total	11.23

Sewer Lateral

Engineering Technician	1.00
Class "A" Person	1.00
Class "B" Person	1.00
Class "C" Person	<u>1.00</u>
Total	4.00

Engineering Division

City Engineer	1.00
Inspector/Code Enforcement	1.00
Building Maintenance Supervisor	1.00
Building Maintenance	2.00
Custodian p/t	<u>0.70</u>
Total	5.70

Transportation

FLERT Bus Driver	2.00
FLERT Bus Drivers p/t	<u>1.85</u>
	3.85

Total Personnel	<u><u>64.31</u></u>	Full-time	53.00
		FTE (Part-time/Seasonal)	11.31

City of Florissant Operating Budget
December 1, 2022 through November 30, 2023

43 - RECREATION DEPARTMENT-THEATRE

<u>Account</u>	Actual <u>2021</u>	Adjusted Budget <u>2022</u>	Proposed <u>2023</u>	Revised <u>2023</u>
4300-Salaries & Benefits	\$ 192,689	\$ 227,935	\$ 339,193	\$ 336,075
4321-Uniforms	195	350	1,000	1,000
4324-Telecom/Computer	4,268	6,250	9,900	9,900
4328-Merchandise Concessions	-	1,700	3,000	3,000
4329-Bldg. & Grounds	9,595	-	-	-
4332-Office Expense	7,691	8,700	8,700	8,700
4333-Materials & Supplies	798	800	800	800
4342/3-Dues, Travel, Training & Certifications	-	850	850	850
4350-Professional Services	1,614	4,500	4,500	4,500
4352-Programs & Events	37,943	186,307	196,850	196,850
4353-Advertising	<u>6,587</u>	<u>10,000</u>	<u>10,000</u>	<u>10,000</u>
Total	\$ 261,380	\$ 447,392	\$ 574,793	\$ 571,675

PERSONNEL SERVICES

Full-time	\$ 131,992	\$ 146,409	\$ 150,475	\$ 150,475
Part-time	1,328	6,000	114,344	114,344
Overtime	-	-	-	-
Contract Services	-	1,980	2,600	2,600

PERSONNEL SCHEDULE

Theater Manager	1.00	Assistant Technical Director p/t	0.70
Assistant Theater Manager	1.00	Theater Technician p/t	1.40
Technical Director	<u>1.00</u>	Clerk/Typist p/t	0.22
Total	3.00	Custodian p/t	<u>1.25</u>
		Total	3.57
Total Personnel	<u><u>6.57</u></u>	Full-time	3.00
		FTE (Part-time/Seasonal)	3.57

City of Florissant Operating Budget
December 1, 2022 through November 30, 2023

44 - RECREATION DEPARTMENT - CIVIC AND COMMUNITY CENTERS

<u>Account</u>	Actual <u>2021</u>	Adjusted Budget <u>2022</u>	Proposed <u>2023</u>	Revised <u>2023</u>
4400-Salaries & Benefits	\$ 1,161,761	\$ 1,483,526	\$ 1,639,351	\$ 1,626,592
4426-Utilities	<u>190,323</u>	<u>290,000</u>	<u>220,000</u>	<u>220,000</u>
Total	\$ 1,352,084	\$ 1,773,526	\$ 1,859,351	\$ 1,846,592

PERSONNEL SERVICES

Full-time	\$ 400,399	\$ 464,819	\$ 520,382	\$ 520,382
Part-time	443,092	528,000	594,803	594,803
Part-time Seasonal	66,375	56,000	85,227	85,227
Overtime	1,939	6,000	6,000	6,000
Contract Services	57,369	100,000	100,000	100,000

PERSONNEL SCHEDULE

Full Time:

Superintendent of Recreation	1.00
Center Director I	2.00
Recreation Manager	1.00
Recreation Specialist	2.00
Clerk Typist	2.00
Custodian I	<u>3.00</u>
Total	11.00

Part Time/Seasonal:

Recreation Leaders II & III	5.29
Receptionists	3.97
Custodians	2.96
Park Rangers	2.26
Rink Mgrs, Grds, Cashiers	2.78
JJE Pool Mgr, Head Guard	1.22
JJE Pool Lifeguards	<u>3.68</u>
Total	22.16

Total Personnel	<u><u>33.16</u></u>	Full-time FTE (Part-time/Seasonal)	11.00 22.16
-----------------	---------------------	---------------------------------------	----------------

City of Florissant Operating Budget
December 1, 2022 through November 30, 2023

45 - RECREATION DEPARTMENT - SUMMER CAMP

<u>Account</u>	Actual <u>2021</u>	Adjusted Budget <u>2022</u>	Proposed <u>2023</u>	Revised <u>2023</u>
4500-Salaries & Benefits	\$ 50,229	\$ 198,295	\$ 257,504	\$ 257,504
Total	\$ 50,229	\$ 198,295	\$ 257,504	\$ 257,504

PERSONNEL SERVICES

Full-time	\$ -	\$ -	\$ -	\$ -
Part-time	-	-	-	-
Part-time-Seasonal	48,719	176,000	227,940	227,940
Overtime	-	-	-	-

PERSONNEL SCHEDULE

Full Time:

Seasonal:

	Directors	0.38
	Assistant Directors	0.69
	Recreation Leaders	<u>6.40</u>
	Total	7.47
	Full-time	0.00
Total Personnel	<u><u>7.47</u></u>	FTE (Seasonal) 7.47

City of Florissant Operating Budget
December 1, 2022 through November 30, 2023

46 - RECREATION DEPARTMENT - BANGERT POOL

<u>Account</u>	Actual <u>2021</u>	Adjusted Budget <u>2022</u>	Proposed <u>2023</u>	Revised <u>2023</u>
4600-Salaries & Benefits	\$ 116,692	\$ 243,764	\$ 313,470	\$ 313,470
4626-Utilities	<u>11,293</u>	<u>50,000</u>	<u>25,000</u>	<u>25,000</u>
Total	\$ 127,985	\$ 293,764	\$ 338,470	\$ 338,470

PERSONNEL SERVICES

Part-time-Seasonal	\$ 110,577	\$ 207,000	\$ 267,186	\$ 267,186
Contract Services	2,910	10,000	10,000	10,000

PERSONNEL SCHEDULE

Full Time:

Part Time/Seasonal:

Pool Manager	0.47
Head Guard	0.41
Lifeguards	6.01
Concession Manager	0.36
Cashiers	<u>1.37</u>
Total	8.62

Full-time	0.00
Total Personnel	<u><u>8.62</u></u>
FTE (Part-time/Seasonal)	8.62

City of Florissant Operating Budget
December 1, 2022 through November 30, 2023

06 - RECREATION DEPARTMENT - GOLF COURSE

<u>Account</u>	Actual <u>2021</u>	Adjusted Budget <u>2022</u>	Proposed <u>2023</u>	Revised <u>2023</u>
0600-Salaries & Benefits	\$ 378,241	\$ 523,989	\$ 590,210	\$ 584,609
0621-Uniforms	1,601	1,700	1,700	1,700
0623-Postage & Printing	1,000	1,000	1,000	1,000
0624-Telecom/Computer	-	3,100	34,000	3,400
0626-Utilities	51,013	45,000	50,000	50,000
0627-Gasoline	9,741	17,000	15,000	15,000
0628-Merchandise	54,566	65,000	78,000	78,000
0629-Bldg. & Grounds	81,337	6,000	8,000	8,000
0630-Equip & Vehicle Repairs	33,515	14,100	-	-
0631-Lease/ Rental Equip	92,370	83,704	96,900	96,900
0632-Office Expense	1,498	1,700	1,200	1,200
0642/3-Dues/Travel/ Training/ Cert	1,310	3,525	3,525	3,525
0644-License,Permits & Inspections	1,003	1,820	1,820	1,820
0650-Professional Services	4,252	1,300	1,300	1,300
0653-Advertising	<u>2,894</u>	<u>5,000</u>	<u>5,000</u>	<u>5,000</u>
Total	\$ 714,341	\$ 773,938	\$ 887,655	\$ 851,454

PERSONNEL SERVICES

Full-time	\$ 181,778	\$ 202,406	\$ 203,338	\$ 203,338
Part-time	11,595	21,000	23,296	23,296
Part-time-Seasonal	88,700	171,000	225,817	225,817
Overtime	-	-	-	-

PERSONNEL SCHEDULE

Full Time:

<u>Course Operations:</u>	
Golf Clubhouse Manager	1.00
Asst. Golf Clubhouse Manager	1.00

Course Maintenance:

Golf Course Superintendent	1.00
Golf Course Asst Superintendent	<u>1.00</u>
Total	4.00

Part-Time/Seasonal:

Pro Shop Manager (pt)	0.70
Pro Shop Staff (snl)	0.95
Cart Attendants (snl)	1.62
Food & Beverage Staff (snl)	1.66
Groundskeeper I (snl)	<u>3.00</u>
Total	7.93

Total Personnel	<u>11.93</u>	Full-time	4.00
		FTE (Part-time/Seasonal)	7.93

City of Florissant Operating Budget
December 1, 2022 through November 30, 2023

03 - CAPITAL IMPROVEMENT FUND

	Actual <u>2021</u>	Adjusted Budget <u>2022</u>	Proposed <u>2023</u>	Revised <u>2023</u>
<u>REVENUE</u>				
Capital Improvement Sales Tax	\$ 3,705,899	\$ 3,450,000	\$ 3,600,000	\$ 3,600,000
Interest	29,987	-	-	-
Other Revenue	82,297	-	-	-
Grants & Reimbursements	<u>221,927</u>	<u>585,588</u>	<u>641,000</u>	<u>641,000</u>
Total Budgeted Revenue	\$ 4,040,110	\$ 4,035,588	\$ 4,241,000	\$ 4,241,000
			<u>\$ (5,534,366)</u>	<u>(5,534,366)</u>
			\$ (1,293,366)	(1,293,366)
			\$ 2,662,487	\$ 2,662,487
			<u>\$ 1,369,121</u>	<u>\$ 1,369,121</u>

EXPENDITURES

0314-Salary & Benefit Admin Cross Charge CIF	\$ 104,000	\$ 112,037	\$ 113,316	\$ 113,316
0320-Debt Payment	491,290	749,351	705,850	705,850
0324-Telecom/Computer	174,194	287,500	193,500	193,500
0329-Buildings & Grounds	157,360	442,350	491,000	491,000
0330-Equip & Vehicle Expense	211,665	353,600	345,700	345,700
0331-Vehicle Leases, Equip Rental/Lease	73,238	184,000	246,000	246,000
0333-Material & Supplies	80,528	100,000	110,000	110,000
0334-Street Markings	17,334	26,000	31,000	31,000
0350-Professional Service	235,264	690,000	394,000	394,000
0351-Street Lighting	351,521	435,000	510,000	510,000
0352-Street Contracts	130,179	1,655,300	1,750,000	1,750,000
0355-Stormwater Projects	18,433	444,425	545,000	545,000
0361-Capital Additions	<u>253,163</u>	<u>773,000</u>	<u>99,000</u>	<u>99,000</u>
Total	\$ 2,298,169	\$ 6,252,562	\$ 5,534,366	\$ 5,534,366

City of Florissant
Capital Improvement Fund
2023 Budget

Acct #	Description	Actual 2021	Adjusted Budget 2022	Proposed Budget 2023	Revised Budget 2023
REVENUES					
4-03100	CAPITAL IMPROVEMENT SALES TAX	\$ 3,674,668	\$ 3,450,000	\$ 3,600,000	\$ 3,600,000
4-03110	CAPITAL IMPROVEMENT SALES TAX-T1	31,231	-	-	-
4-03200	INTEREST	29,969	-	-	-
4-03210	CAPITAL IMP. T1-INTEREST	18	-	-	-
4-03300	OTHER REVENUE	36,752	-	-	-
4-03315	SALE OF VEHICLES	45,545	-	-	-
4-03510	GRANT REV - ST FERD/67	4,164	-	-	-
4-03513	GRANT REV - N LAFAYETTE	82,289	9,423	-	-
4-03514	GRANT REV - ST DENIS PH 1 - DESIGN	113,202	144,240	-	-
4-03515	GRANT REV - MSD STORMWATER PROJ	20,804	424,425	545,000	545,000
4-03516	GRANT REV - ST DENIS PH2 DESIGN	-	-	96,000	96,000
4-03530	GRANT REV - PARKS	1,468	-	-	-
4-03549	GRANT REV - POLICE	-	7,500	-	-
	TOTAL REVENUE	\$ 4,040,110	\$ 4,035,588	\$ 4,241,000	\$ 4,241,000
EXPENSES					
5-03-20000	DEBT PAYMENT PRIOR 2019	\$ 1,200	\$ 3,000	\$ 3,000	\$ 3,000
5-03-20010	DEBT PAYMENT - 2011 COP	31,076	-	-	-
5-03-20020	DEBT PAYMENT - 2016 SOB	350,981	353,488	352,000	352,000
5-03-20030	DEBT PAYMENT - 2019 EQ LEASE/PURCHASE	90,294	-	-	-
5-03-20040	DEBT PAYMENT - 2021 COP (refunding 2011 COP & 2019 Equip Lease)	17,739	392,863	350,850	350,850
	TOTAL DEBT SERVICE	\$ 491,290	\$ 749,351	\$ 705,850	\$ 705,850

City of Florissant
Capital Improvement Fund
2023 Budget

Acct #	Description	Actual 2021	Adjusted Budget 2022	Proposed Budget 2023	Revised Budget 2023
5-03-14050	SALARY & BENEFIT CROSS CHARGE-CAP IMPRVMT	\$ 104,000	\$ 112,037	\$ 113,316	\$ 113,316
5-03-24030	INTERNET & FIBER CONNECTIVITY	108,384	200,000	135,000	135,000
5-03-24070	SOFTWARE PURCH & MAINT	65,810	87,500	58,500	58,500
5-03-29000	BLDG & GROUNDS MAINT & SUPPLIES - OTHER	4,228	23,000	24,000	24,000
5-03-29010	BLDG & GROUNDS MAINT & SUPPLIES - CITY HALL	37,957	46,000	46,000	46,000
5-03-29020	BLDG & GROUNDS MAINT & SUPPLIES - GOVT BLDG	4,676	8,000	14,000	14,000
5-03-29030	BLDG & GROUNDS MAINT & SUPPLIES - CITY GARAGE	5,965	15,000	15,000	15,000
5-03-29040	BLDG & GROUNDS MAINT & SUPPLIES - HEALTH BLDG	11,574	15,000	15,000	15,000
5-03-29050	BLDG & GROUNDS MAINT & SUPPLIES - POLICE BLDG	13,879	65,800	57,100	57,100
5-03-29060	BLDG & GROUNDS MAINT & SUPPLIES - GOLF COURSE	-	20,000	44,500	44,500
5-03-29070	SECURITY MAINT & EQUIP	78,352	54,000	60,000	60,000
5-03-29075	JANITORIAL SERVICES	729	108,000	118,800	118,800
5-03-29080	GROUNDS MAINT GOLF COURSE	-	72,000	82,500	82,500
5-03-29090	BUILDING MAINT THEATRE	-	11,000	11,000	11,000
5-03-29100	BUILDING MAINT SENIOR CENTER	-	4,550	3,100	3,100
5-03-30000	EQUIPMENT REPAIRS & MAINTENANCE	57,079	73,000	73,000	73,000
5-03-30006	EQUIPMENT REPAIRS GOLF COURSE	-	35,900	40,000	40,000
5-03-30010	VEHICLE REPAIRS & MAINTENANCE	130,051	170,000	50,000	50,000
5-03-30011	VEHICLE REPAIRS & MAINTENANCE - PARKS	13,016	18,000	18,000	18,000
5-03-30012	VEHICLE REPAIRS & MAINTENANCE POLICE	-	43,200	151,200	151,200
5-03-30020	SMALL TOOLS-PURCH/ REPAIR & MAINT	11,519	13,500	13,500	13,500
5-03-31936	VEHICLE LEASES IT FY20	5,310	6,000	7,000	7,000
5-03-31948	VEHICLE LEASES FY20 (13 VEHICLES)	67,928	68,000	65,000	65,000
5-03-31948	VEHICLE LEASES FY21 (3 VEHICLES)	-	80,000	18,000	18,000
5-03-31948	VEHICLE LEASES FY22 (5 VEHICLES + 2 F250 5EP22)		30,000	42,000	42,000
5-03-31948	VEHICLE LEASES FY23 (6 VEHICLES FROM FY22; 13 VEHICLES LIKE FY20)			114,000	114,000
5-03-33000	MATERIALS & SUPPLIES	80,528	100,000	110,000	110,000
5-03-34000	STREET MARKINGS	17,334	26,000	31,000	31,000
5-03-50010	PROF SERV - OTHER	25,474	96,500	96,500	96,500
5-03-50020	PROF SERV - BANK FEES	-	500	500	500
5-03-50031	PROF SERV - ACCTG/AUDIT	3,500	3,500	3,500	3,500
5-03-50045	PROF SERV - PROP ACQUISITION	-	4,500	-	-
5-03-50045	PROF SERV - COMPUTER SERVICES	84,334	98,500	98,500	98,500
5-03-50055	PROF SERV - PLANNING	-	3,000	-	-
5-03-50100	PROF SERV - ENGINEERING	121,956	185,000	-	-
5-03-50130	PROF SERV - ST DENIS PH1 ENG	-	118,500	-	-
5-03-50310	PROF SERV - ST DENIS PH2 ENG	-	180,000	120,000	120,000
5-03-50320	PROF SERV - MULLANPHY PH 1	-	-	75,000	75,000

**City of Florissant
Capital Improvement Fund
2023 Budget**

Acct #	Description	Actual 2021	Adjusted Budget 2022	Proposed Budget 2023	Revised Budget 2023
5-03-51000	STREET LIGHTING	351,521	435,000	510,000	510,000
5-03-52500	STREET CONTRACTS	94,687	1,500,000	1,600,000	1,600,000
5-03-52510	STREET CONTRACTS N LAFAYETTE CONST	6,408	5,300	-	-
5-03-53010	BRIDGE REPAIR & MAINT	-	50,000	50,000	50,000
5-03-54020	SIDEWALK REPAIRS	29,084	100,000	100,000	100,000
5-03-55000	STORMWATER PROJECTS	18,433	444,425	545,000	545,000
	TOTAL SERVICES	\$ 1,553,716	\$ 4,730,212	\$ 4,729,516	\$ 4,729,516
	TOTAL CAPITAL ADDITIONS	\$ 253,163	\$ 773,000	\$ 99,000	\$ 99,000
5-03-61360	CAPITAL ADDITIONS-INFO TECH/ MEDIA	64,959	70,500	75,000	75,000
	Sub-Total	64,959	70,500	75,000	75,000
	Servers, Computers, Network Equipment, Misc Appliances, Software	47,459	52,500	65,000	65,000
	Cameras, & Video equip, new software, services - Media	2,500	2,500	10,000	10,000
	Gov't Bldg - replace flooring, ACA access and building maint	15,000	-	-	-
	Tablets and associated peripherals for city council and administration	-	15,500	-	-
5-03-61380	Conference Table & Chairs - City Hall 1st Floor Conf Room	-	-	8,000	8,000
5-03-61390	CAPITAL ADDITIONS-SENIOR CITIZEN	6,984	43,000	6,000	6,000
	Sub-Total	6,984	43,000	6,000	6,000
	Painting the exterior of Senior Center	-	13,000	-	-
	Window Replacement at Senior Center	-	30,000	-	-
	Door Replacement at Senior Center	-	-	6,000	6,000
5-03-61400	CAPITAL ADDITIONS-ADMIN	-	-	-	-
	Sub-Total	-	-	-	-

**City of Florissant
Capital Improvement Fund
2023 Budget**

Acct #	Description	Actual 2021	Adjusted Budget 2022	Proposed Budget 2023	Revised Budget 2023
5-03-61430	CAPITAL ADDS - THEATRE (Replace Lighting Dimmer)	59,999	-	-	-
5-03-61440	CAPITAL ADDITIONS-CIVIC CENTER JJE	-	-	-	-
5-03-61470	CAPITAL ADDITIONS-PARKS	56,395	-	-	-
	Christmas Tree	26,395	-	-	-
	Wiese House Repair	30,000	-	-	-
Capital Additions (continued)					
5-03-61480	CAPITAL ADDITIONS-PUBLIC WORKS	64,826	552,000	10,000	10,000
	Health - 1 each Zero Turn 48" Mower	10,000	-	-	-
	Wheel Dolley w/battery power	8,826	-	-	-
	Mosquito Fogger	14,000	-	-	-
	UTV for Highway trash cleanup	17,000	-	-	-
	(1) Mower boom attachment for Ventrac	15,000	-	-	-
	(2) Message Boards	-	45,000	-	-
	Concrete Scaifier/ Planer	-	8,500	-	-
	Elevator modernization	-	150,000	-	-
	1 each 32" Stand on Mower	-	8,500	-	-
	Replace 2003 Salt Truck in Fy22 with tilt flatbed	-	160,000	-	-
	Brine Tank Replacement	-	20,000	-	-
	New Tandem Dump Truck	-	160,000	-	-
	Ipads and Laptop	-	-	10,000	10,000
5-03-61490	CAPITAL ADDITIONS-POLICE	-	107,500	-	-
	Mobile Radar Trailer	-	7,500	-	-
	Upgrade and Enlarge Workout Area in Basement	-	100,000	-	-
TOTAL EXPENSES		\$ 2,298,169	\$ 6,252,562	\$ 5,534,366	\$ 5,534,366
NET OVER/UNDER		\$ 1,741,941	\$ (2,216,974)	\$ (1,293,366)	\$ (1,293,366)

City of Florissant Operating Budget
December 1, 2022 through November 30, 2023

09 - PARK IMPROVEMENT FUND

	Actual <u>2021</u>	Adjusted Budget <u>2022</u>	Proposed <u>2023</u>	Revised <u>2023</u>
<u>REVENUE</u>				
Park Improvement Sales Tax	\$ 3,883,832	\$ 3,550,000	\$ 3,800,000	\$ 3,800,000
Interest	20,168	-	-	-
Insurance Proceeds	-	-	-	-
Miscellaneous Revenue	48,638	-	-	-
Grant Revenue	<u>525,000</u>	<u>476,650</u>	<u>531,000</u>	<u>533,000</u>
Total Budgeted Revenue	\$ 4,477,638	\$ 4,026,650	\$ 4,331,000	\$ 4,333,000
			Less Total Budgeted Expenditure	<u>\$ (4,708,411)</u>
			Equal Revenue Over/(Under) Expenditure	<u>\$ (377,411)</u>
			Plus Estimated Beginning Fund Balance	<u>1,253,982</u>
			Equal Estimated Ending Fund Balance	<u>\$ 875,571</u>
				<u>\$ 875,773</u>
<u>EXPENDITURES</u>				
0900-Salaries & Benefits	\$ 1,612,186	\$ 1,844,780	\$ 1,856,626	\$ 1,831,574
0920-Debt Payment	960,928	687,000	574,900	574,900
0921-Uniforms	10,366	16,900	18,800	18,800
0924-Telecom/Computer	5,540	5,550	9,250	10,250
0926-Utilities	83,218	82,000	82,000	82,000
0927-Gasoline	51,556	76,500	66,000	66,000
0928-Merchandise-Concessions	30,355	37,500	42,200	42,200
0929-Buildings & Grounds	298,151	363,350	359,285	359,285
0930-Equip & Vehicle Expense	35,917	42,000	40,000	40,000
0931-Vehicle Leases, Equip Rental/Lease	41,081	134,820	162,900	162,900
0932-Office Expense	11,011	19,500	19,500	19,500
0933-Material & Supplies	113,852	148,950	154,500	154,500
0942-Travel, Training and Certification	1,214	10,300	12,400	12,400
0943-Organizational Dues	3,133	3,300	3,500	3,500
0944-License, Permits & Inspections	8,130	10,300	10,450	10,450
0950-Professional Services	4,590	31,300	3,800	3,800
0952-Program & Events	57,504	96,500	112,800	112,800
0954-Publicity	31,746	47,500	51,500	51,500
0961-Capital Additions	<u>1,380,589</u>	<u>867,113</u>	<u>1,128,000</u>	<u>1,154,850</u>
Total	\$ 4,741,067	\$ 4,525,163	\$ 4,708,411	\$ 4,711,209
<u>PERSONNEL SERVICES</u>				
Full-time	\$ 994,365	\$ 1,051,142	\$ 995,645	\$ 995,645
Part-time	51,623	62,000	75,163	75,163
Part-time Seasonal	31,889	68,000	96,000	96,000
Overtime	29,748	35,000	35,000	35,000
Contract Services	35,987	66,500	99,500	99,500

City of Florissant Operating Budget
December 1, 2022 through November 30, 2023

PERSONNEL SCHEDULE

Full-time:

Parks Director	1.00
Administrative Assistant	1.00
Park Superintendent	1.00
Class "A" Foreman	1.00
Forester I	1.00
Class "A" Person	4.00
Class "B" Person	4.00
Class "C" Person	<u>6.00</u>
Total	19.00

Part-time/Seasonal:

Rangers	2.51
Laborers (snl)	<u>2.88</u>
Total	5.39

Total Personnel	<u>24.39</u>	Full-time	19.00
		FTE (Part-time/Seasonal)	5.39

**City of Florissant
Park Improvement Fund
2023 Budget**

Acct #	Description	Actual 2021	Adjusted Budget 2022	Proposed Budget 2023	Revised Budget 2023
REVENUES					
4-09100	PARK IMPROVEMENT SALES T	\$ 3,648,983	\$ 3,550,000	\$ 3,800,000	\$ 3,800,000
4-09110	PARK IMP. SALES TAX-T1	234,849	-	-	-
4-09200	INTEREST	20,131	-	-	-
4-09210	INTEREST-PIF SALES TAX-T	37	-	-	-
4-09300	MISC REVENUE	3,728	-	-	-
4-09315	SALE OF VEHICLES	44,910	-	-	-
4-09520	GRANT REV - STLCO PARK PLANNING GRANT	-	6,400	6,000	8,000
4-09550	GRANT REV - #20 KOCH PK PLYGRD/RR	525,000	-	-	-
4-09560	GRANT REV - #22 FITNESS CENTER EQUIPMENT	-	470,250	-	-
4-09570	GRANT REV - #23 ST FERDINAND RESTROOMS	-	-	525,000	525,000
	TOTAL REVENUE	\$ 4,477,638	\$ 4,026,650	\$ 4,331,000	\$ 4,333,000
EXPENSES					
5-09-16000	CONTRACT SERVICES	35,987	66,500	99,500	99,500
	TOTAL SALARIES & BENEFITS	\$ 1,612,186	\$ 1,844,780	\$ 1,856,626	\$ 1,831,574
5-09-20000	DEBT PAYMENT - Add'l expenses	1,200	3,000	3,000	3,000
5-09-20010	DEBT PAYMENT - 2011 COP	535,090	-	-	-
5-09-20020	DEBT PAYMENT - 2016 SOB	336,143	334,000	338,000	338,000
5-09-20030	DEBT PAYMENT - 2019 Lease/Purch	72,765	-	-	-
5-09-20040	DEBT PAYMENT - 2021 COP	15,730	350,000	233,900	233,900
	TOTAL DEBT SERVICE	\$ 960,928	\$ 687,000	\$ 574,900	\$ 574,900

**City of Florissant
Park Improvement Fund
2023 Budget**

Acct #	Description	Actual 2021	Adjusted Budget 2022	Proposed Budget 2023	Revised Budget 2023
5-09-21440	UNIFORMS - JJE	\$ 1,333	\$ 4,600	\$ 5,700	\$ 5,700
5-09-21441	UNIFORMS - JFK	-	500	700	700
5-09-21450	UNIFORMS-SUMMER CAMP	895	1,100	1,100	1,100
5-09-21460	UNIFORMS - BANGERT	2,706	3,200	3,400	3,400
5-09-21470	UNIFORMS - PARKS	5,432	7,500	7,900	7,900
5-09-24070	SOFTWARE PURCHASE & MAINT	5,540	3,800	7,500	8,500
5-09-24470	RADIO/WALKIE REPAIR & MA	-	1,750	1,750	1,750
5-09-26000	UTILITIES	83,218	82,000	82,000	82,000
5-09-27440	GASOLINE-CENTERS	2,050	6,500	6,000	6,000
5-09-27470	GASOLINE-PARKS	49,506	70,000	60,000	60,000
5-09-28400	MERCHANDISE-CONCESSIONS-SKATE	500	500	500	500
5-09-28440	MERCHANDISE-CONCESSIONS-CTRS	13,519	18,500	21,700	21,700
5-09-28460	MERCHANDISE-CONCESSIONS-BANGERT	16,336	18,500	20,000	20,000
5-09-29020	BLDG & GROUNDS- NATURE LODGE	2,651	4,000	5,000	5,000
5-09-29030	BLDG & GROUNDS MAINT-TREES	117,742	137,500	140,500	140,500
5-09-29070	SECURITY MAINT & EQUIP-JJE (moved from Prof Serv)	-	1,500	1,500	1,500
5-09-29071	SECURITY MAINT & EQUIP-JFK (moved from Prof Serv)	-	1,000	1,000	1,000
5-09-29440	BLDG & GROUNDS -JJE	113,755	117,000	91,985	91,985
5-09-29441	BLDG & GROUNDS -JFK	17,095	21,750	27,350	27,350
5-09-29442	BLDG & GROUNDS - JJE POOL	9,870	9,000	11,000	11,000
5-09-29460	BLDG & GROUNDS-BANGERT	20,092	16,200	20,750	20,750
5-09-29470	BLDG & GROUNDS - PARKS	16,946	50,400	52,200	52,200
5-09-29472	PARK PAVEMENT REPAIRS	-	5,000	8,000	8,000
5-09-30020	SM EQ/TOOLS-PURCH,REPAIR/MAINT	-	5,000	2,000	2,000
5-09-30440	EQUIPMENT REPAIRS & MAIN - JJE	-	3,000	3,000	3,000
5-09-30470	EQUIPMENT REPAIRS & MAIN - PARKS	35,917	34,000	35,000	35,000
5-09-31460	EQUIPMENT RENTAL/LEASE-BANGERT	1,080	1,120	1,100	1,100
5-09-31470	EQUIPMENT RENTAL/LEASE-PARKS	5,350	5,700	7,800	7,800
5-09-31947	LEASED VEHICLES (2020 FY) 6 VEHICLES	21,600	34,000	33,000	33,000
5-09-31947	LEASED VEHICLES (2021 FY) 3 VEHICLES	13,051	39,000	20,000	20,000
5-09-31947	LEASED VEHICLES (2022 FY) 4 VEHICLES	-	55,000	25,000	25,000
5-09-31947	LEASED VEHICLES (2023 FY) 7 VEHICLES	-	-	46,000	46,000
5-09-31947	IMPROVEMENTS TO F550 TRUCK - LEASED VEHICLE	-	-	30,000	30,000
5-09-32440	OFFICE EXPENSE - JJE	6,906	8,500	8,500	8,500
5-09-32441	OFFICE EXPENSE - JFK	2,633	4,000	4,000	4,000
5-09-32470	OFFICE EXPENSE - PARKS	1,472	7,000	7,000	7,000
5-09-33440	MATERIAL & SUPPLIES - JJE	6,180	9,800	9,000	9,000
5-09-33441	MATERIAL & SUPPLIES - JFK	8,690	12,800	12,000	12,000
5-09-33442	MATERIAL & SUPPLIES - JJE POOL	6,906	12,200	12,000	12,000
5-09-33443	MATERIAL & SUPPLIES -ICE RINK	6,541	10,150	8,000	8,000
5-09-33460	MATERIALS & SUPPLIES-BANGERT POOL	20,217	21,500	27,000	27,000
5-09-33470	MATERIALS & SUPPLIES-PARKS	65,318	82,500	86,500	86,500

**City of Florissant
Park Improvement Fund
2023 Budget**

Acct #	Description	Actual 2021	Adjusted Budget 2022	Proposed Budget 2023	Revised Budget 2023
5-09-42440	TVL, TRAINING, CERTS-(CENTERS)	934	1,000	1,000	1,000
5-09-42443	TVL, TRAINING, CERTS-POOLS	-	3,000	5,000	5,000
5-09-42470	TVL, TRAINING, CERTS-PARKS	280	6,300	6,400	6,400
5-09-43470	ORGANIZATIONAL DUES	3,133	3,300	3,500	3,500
5-09-44440	LIC, PRMT, INSP-JJE	7,760	3,200	3,700	3,700
5-09-44442	LIC, PRMT, INSP-JJE POOL	-	4,500	3,800	3,800
5-09-44460	LIC, PRMT, INSP - BANGERT	370	2,450	2,800	2,800
5-09-44470	LIC, PRMT, INSP-PARKS	-	150	150	150
5-09-50011	PROF SERV - AQUA CTR PROP A	-	27,500	-	-
5-09-50020	PROF SERV-BANK FEE	164	300	300	300
5-09-50031	PROF SERV - ACCTG/AUDIT	3,500	3,500	3,500	3,500
5-09-50440	PROF SERV-JJE	926	-	-	-
5-09-52070	JULY 4TH EVENTS	30,000	30,000	32,000	32,000
5-09-52440	PROG & EVENT EXP - JJE	17,877	37,500	51,000	51,000
5-09-52441	PROGRAM & EVENT EXP - JFK	3,266	3,000	3,000	3,000
5-09-52450	PROG & EVENT EXP - SUMMER CAMP	3,323	22,000	22,000	22,000
5-09-52470	PROGRAM & EVENT EXP. - PARKS	3,038	4,000	4,800	4,800
5-09-53010	PUBLICITY	31,746	47,500	51,500	51,500
	TOTAL SERVICE	\$ 787,364	\$ 1,126,270	\$ 1,148,885	\$ 1,149,885
	TOTAL PROGRAM SERVICES	\$ 3,360,478	\$ 3,658,050	\$ 3,580,411	\$ 3,556,359

**City of Florissant
Park Improvement Fund
2023 Budget**

Acct #	Description	Actual 2021	Adjusted Budget 2022	Proposed Budget 2023	Revised Budget 2023
CAPTITAL ADDITIONS (PARK IMPROVEMENT FUND):					
5-09-61060	CAPITAL ADDITIONS-GOLF COURSE	Sub-Total \$ 65,298	\$ 56,000	\$ 41,300	\$ 51,650
	YANMAR YT3 Utility Tractor 56,000		56,000	-	-
	Rotary Mower	65,298	-	-	-
	Ryan Jr. 18" Sod Cutter w/ Honda Engine			23,550	-
	John Deere Utility Vehicle				33,900
	Turco Truck Mount Top Dresser			17,750	17,750
5-09-61430	CAPITAL ADDITIONS-THEATRE	Sub-Total \$ -	\$ 17,000	\$ 36,000	\$ 34,000
	lobby furniture (was \$6,000)		2,000	2,000	-
	Scissor Lift		15,000		
	Replace Main Curtain & Accessories			30,000	30,000
	Replace Vanities and Plumbing - Dressing Rooms			4,000	4,000
5-09-61440	CAPITAL ADDITIONS-JJE	Sub-Total \$ 7,498	\$ 18,000	\$ 75,000	\$ 75,000
	Floor Scrubber		8,000	-	-
	Replace lobby furniture		10,000	15,000	15,000
	Automatic Pool Vacuum	7,498	-	-	-
	Replace Fence on North Side of Property			60,000	60,000
5-09-61441	CAPITAL ADDITIONS - JFK	Sub-Total \$ 27,000	\$ -	\$ 3,200	\$ 3,200
	Refrigerator		-	3,200	3,200
	Splash Pad -Replace rock w/concrete	27,000	-	-	-
5-09-61443	CAPITAL ADDITIONS-JJE POOL	Sub-Total \$ 18,252	\$ -	\$ 31,000	\$ 31,000
	Sandblast and Paint Indoor Pool	18,252	-	-	-
	Hydrospin Bikes (13)			21,000	21,000
	Steps for Hot Tub			2,000	2,000
	BEC Water Chemistry/Filtration for Hot Tub			3,000	3,000
	BEC Water Chemistry/Filtration for Pool			5,000	5,000
5-09-61460	CAPITAL ADDITIONS-BANGERT POOL	Sub-Total \$ 2,500	\$ 16,000	\$ 3,500	\$ 3,500
	Automatic vacuum		8,000	3,500	3,500
	Filter Baskets		5,000	-	-
	Commercial Freezer		3,000	-	-
	Replace pool motor	2,500	-	-	-

**City of Florissant
Park Improvement Fund
2023 Budget**

Acct #	Description	Actual 2021	Adjusted Budget 2022	Proposed Budget 2023	Revised Budget 2023
Capital Additions (continued)					
5-09-61470	CAPITAL ADDITIONS-PARK IMPROVEMENT	Sub-Total \$ 1,152,112	\$ 621,113	\$ 768,000	\$ 770,000
	JJE & JFK Fitness Center Renovations Grant		495,000	-	-
	Plans for Round #23 Park Grant from STLCO		8,000	-	-
	Replace fence at Dunegant Park	30,000			
	St. Louis County Municipal Park Grant- install inclusive playground at Manion Park (reimbursed by Park Grant Commission up to \$525,000 net expense \$210,395)	735,395			
	Splash Pad	52,000	-	-	-
	Dog Park Gates	8,500	-	-	-
	FY20 Roll Forward	326,217	-	-	-
	FY21 Roll Forward (Ord #8763)		118,113		
	St Ferdinand Restrooms (STLCO Grant reimbursed up to \$575,000)			700,000	700,000
	Repair Deck at Nature Lodge			60,000	60,000
	Planning for STLCO Grant Round #21			8,000	10,000
5-09-61471	CAPITAL ADDITIONS - PARK EQUIP	Sub-Total \$ 107,929	\$ 139,000	\$ 170,000	\$ 186,500
	Replace (2) zero turn mower		28,000	36,000	36,000
	(1) Wide Area Mower		72,000	88,000	88,000
	Brine Spray System for truck		10,000		
	BL-7000 EXT Truck Lift		2,000		
	Little Wonder Leaf Vac		10,000		
	Ventrac attachment Broom Mower		17,000		
	(1) Wide Area Mower	58,929			
	Replace (1) zero turn mower	14,000			
	Ventrac mower	35,000			
	(4) Pole Gates for Parks			30,000	30,000
	(2) Trailers for Mowers			10,000	10,000
	Replace Showmobile Lighting				16,500
	Replace Showmobile Decking			6,000	6,000
	TOTAL CAPITAL ADDITIONS	\$ 1,380,589	\$ 867,113	\$ 1,128,000	\$ 1,154,850
	TOTAL EXPENSES	\$ 4,741,067	\$ 4,525,163	\$ 4,708,411	\$ 4,711,209
	NET OVER/UNDER	\$ (263,429)	\$ (498,513)	\$ (377,411)	\$ (378,209)

City of Florissant Operating Budget
December 1, 2022 through November 30, 2023

08 - STREET FUND

	Actual	Adjusted Budget	Proposed	Revised
	<u>2021</u>	<u>2022</u>	<u>2023</u>	<u>2023</u>
<u>REVENUE</u>				
Revenue	\$ 1,656,545	\$ 1,500,000	\$ 1,500,000	\$ 1,500,000
Interest	2,776	-	-	-
Grant Revenue	<u>123,919</u>	<u>101,534</u>	<u>895,200</u>	<u>895,200</u>
Total Budgeted Revenue	\$ 1,783,240	\$ 1,601,534	\$ 2,395,200	\$ 2,395,200
			<u>Less Total Budgeted Expenditure</u>	<u>(3,293,672)</u>
			Equal Revenue Over/(Under) Expenditure	\$ (898,472) (898,472)
			Plus Estimated Beginning Fund Balance	<u>\$ 1,586,316</u> \$ 1,586,316
			Equal Estimated Ending Fund Balance	\$ 687,844 \$ 687,844
<u>EXPENDITURES</u>				
0814-Salary & Benefit Cross Charge - Street Fund	\$ 256,376	\$ 266,095	\$ 277,172	\$ 277,172
0833-Material & Supplies	119,309	152,500	167,500	167,500
0852-Street Contracts	374,254	1,856,122	2,849,000	2,849,000
0861-Capital Additions	<u>-</u>	<u>155,000</u>	<u>-</u>	<u>-</u>
Total	\$ 749,939	\$ 2,429,717	\$ 3,293,672	\$ 3,293,672

**City of Florissant
Street Fund
2023 Budget**

Acct #	Description	Actual 2021	Adjusted Budget 2022	Proposed Budget 2023	Revised Budget 2023
REVENUES					
4-08100	REVENUE	\$ 1,656,545	\$ 1,500,000	\$ 1,500,000	\$ 1,500,000
	INTEREST INCOME	\$ 2,776			
4-08501	REIMB - AMER WATER - ST MICHAEL	\$ 106,992			
4-08510	GRANT REV - ST FERD & 67-Construction	560	101,534		-
4-08511	GRANT REV - N LAFAYETTE -Construction	16,367	-	-	-
4-08530	GRANT REV - ST DENIS PH1 CONST	-	-	895,200	895,200
	TOTAL REVENUE	\$ 1,783,240	\$ 1,601,534	\$ 2,395,200	\$ 2,395,200
EXPENSES					
5-08-14040	SALARY & BENEFIT CROSS CHARGE STREET FUND	\$ 256,376	\$ 266,095	\$ 277,172	\$ 277,172
5-08-33020	MATERIALS & SUPPLIES - SNOW & ICE REMOVAL	119,309	152,500	167,500	167,500
5-08-52000	STREET CONTRACT	353,795	1,729,205	1,730,000	1,730,000
5-08-52100	CONTRACTS - N LAFAYETTE-Construction	20,459	-	-	-
5-08-52200	CONTRACTS - ST FERD & 67-Construction	-	126,917	-	-
5-08-52530	CONTRACTS - ST DENIS CONST	-	-	1,119,000	1,119,000
	Sub-Total	\$ 749,939	\$ 2,274,717	\$ 3,293,672	\$ 3,293,672
CAPITAL ADDITIONS (STREET IMPROVEMENT FUND):					
	Sub-Total	\$ -	\$ 155,000	\$ -	\$ -
5-08-61000	CAPITAL ADDITIONS REPLACE FIRE DAMAGED 2007 SALT DUMP TRUCK WITH FLATBED TRUCK		155,000	-	-
	TOTAL EXPENSES	\$ 749,939	\$ 2,429,717	\$ 3,293,672	\$ 3,293,672
	NET OVER/UNDER	\$ 1,033,301	\$ 81,405	\$ (898,472)	\$ (898,472)

City of Florissant Operating Budget
December 1, 2022 through November 30, 2023

04 - SEWER LATERAL FUND

	Actual <u>2021</u>	Adjusted Budget <u>2022</u>	Proposed <u>2023</u>	Revised <u>2023</u>
<u>REVENUE</u>				
Revenue	\$ 374,181	\$ 890,000	\$ 900,000	\$ 900,000
Interest	14,859	3,000	3,000	3,000
Miscellaneous Revenue	<u>-</u>	<u>-</u>	<u>-</u>	<u>-</u>
Total Budgeted Revenue	\$ 389,040	\$ 893,000	\$ 903,000	\$ 903,000
			Less Total Budgeted Expenditure	<u>\$ (772,259)</u>
			Equal Revenue Over/(Under) Expenditure	\$ 130,741
			Plus Estimated Beginning Fund Balance	<u>\$ 1,047,937</u>
			Equal Estimated Ending Fund Balance	<u>\$ 1,178,678</u>

EXPENDITURES

8000-Salaries & Benefits Cross Charge	\$ 392,450	\$ 403,833	\$ 405,524	\$ 405,524
8021-Uniforms	549	900	900	900
8024-Telecom/Computer	-	9,000	9,000	9,000
8027-Gasoline	9,828	12,000	16,000	16,000
8030-Equipment & Vehicle Expense	15,993	26,000	26,000	26,000
8032-Office Expense	1,676	2,500	2,500	2,500
8033-Material and Supplies	31,510	36,000	36,000	36,000
8042-Travel, Training & Certification	-	500	500	500
8043-Organizational Dues	-	335	335	335
8050-Professional Services	121,909	337,500	190,500	190,500
8055-Insurance & Bonds	36,507	25,000	25,000	25,000
8061-Capital Additions	<u>92,414</u>	<u>-</u>	<u>60,000</u>	<u>60,000</u>
Total	\$ 702,836	\$ 853,568	\$ 772,259	\$ 772,259

**City of Florissant
Sewer Lateral
2023 Budget**

Acct #	Description	Actual 2021	Adjusted Budget 2022	Proposed Budget 2023	Revised Budget 2023
REVENUES					
4-81100	SEWER LATERAL REVENUE	\$ 374,181	\$ 890,000	\$ 900,000	\$ 900,000
4-81200	INTEREST	14,859	3,000	3,000	3,000
	TOTAL REVENUE	\$ 389,040	\$ 893,000	\$ 903,000	\$ 903,000
EXPENSES					
5-80-14010	SALARY & BENEFIT CROSS CHG - SEW LAT	\$ 392,450	\$ 403,833	\$ 405,524	\$ 405,524
5-80-21000	UNIFORMS AND ALLOWANCES	549	900	900	900
5-80-24050	COMPUTER EQUIP, MAINT & SUPPLIES	-	5,000	5,000	5,000
5-80-24070	SOFTWARE PURCH & MAINT	-	4,000	4,000	4,000
5-80-27000	GASOLINE	9,828	12,000	16,000	16,000
5-80-30000	EQUIPMENT REPAIRS	14,408	20,000	20,000	20,000
5-80-30010	VEHICLE REPAIRS	1,585	6,000	6,000	6,000
5-80-32000	OFFICE SUPPLIES/PRINTING	1,676	2,500	2,500	2,500
5-80-33000	MATERIALS & SUPPLIES	31,510	36,000	36,000	36,000
5-80-42000	TRAVEL, TRAINING & CERTIFICATION	-	500	500	500
5-80-43000	ORGANIZATIONAL DUES	-	335	335	335
5-80-50031	PROF SERV - ACCTG & AUDIT	2,500	2,500	2,500	2,500
5-80-50050	PROF SERV - SEWER LAT REPAIRS	98,526	330,000	183,000	183,000
5-80-50060	PROF SERV-SEWER LATERAL VIDEO	20,883	-	-	-
5-80-50070	PROF SERV - TREE REMOVAL	-	5,000	5,000	5,000
5-80-55000	INSURANCE, FIRE AND LIAB	36,507	25,000	25,000	25,000
5-80-61010	CAPITAL ADDITIONS:				
	New GMC 5500 w/plow to replace 2007 SL-13	77,414	-	-	-
	Soil Screener			60,000	60,000
	Pneumatic Shoring setup (Multiple Parts)	15,000	-	-	-
	TOTAL EXPENSES	\$ 702,836	\$ 853,568	\$ 772,259	\$ 772,259
	NET OVER/UNDER	\$ (313,796)	\$ 39,432	\$ 130,741	\$ 130,741

City of Florissant Operating Budget
December 1, 2022 through November 30, 2023

14 - COURT BUILDING FUND

	<u>Actual</u> <u>2021</u>	<u>Adjusted Budget</u> <u>2022</u>	<u>Proposed</u> <u>2023</u>	<u>Revised</u> <u>2023</u>
<u>REVENUE</u>				
Revenue	\$ 34,702	\$ 132,000	\$ 132,000	\$ 132,000
Interest	-	-	-	-
Total Budgeted Revenue	<u>\$ 34,702</u>	<u>\$ 132,000</u>	<u>\$ 132,000</u>	<u>\$ 132,000</u>
		<u>Less Total Budgeted Expenditure</u>	<u>\$ (132,000)</u>	<u>(132,000)</u>
Equal Revenue Over/(Under) Expenditure			\$ -	-
Plus Estimated Beginning Fund Balance			<u>\$ -</u>	<u>-</u>
Equal Estimated Ending Fund Balance			\$ -	\$ -
1420-Debt Service	<u>\$ 30,310</u>	<u>\$ 132,000</u>	<u>\$ 132,000</u>	<u>\$ 132,000</u>
Total	<u>\$ 30,310</u>	<u>\$ 132,000</u>	<u>\$ 132,000</u>	<u>\$ 132,000</u>

City of Florissant Operating Budget
December 1, 2022 through November 30, 2023

17 - PUBLIC SAFETY FUND

	Actual <u>2021</u>	Adjusted Budget <u>2022</u>	Proposed <u>2023</u>	Revised <u>2023</u>
<u>REVENUE</u>				
Sales Tax Revenue	\$ 2,971,063	\$ 2,800,000	\$ 3,000,000	\$ 3,000,000
Interest	269	-	-	-
Other Income	18,190	-	-	-
Insurance Proceeds	<u>15,950</u>	<u>27,343</u>	<u>-</u>	<u>-</u>
Total Budgeted Revenue	\$ 3,005,472	\$ 2,827,343	\$ 3,000,000	\$ 3,000,000
			Less Total Budgeted Expenditure	\$ (3,294,015)
				<u>(3,292,015)</u>
			Equal Revenue Over/(Under) Expenditure	\$ (294,015)
			Plus Estimated Beginning Fund Balance	\$ 1,178,508
				<u>\$ 1,178,508</u>
			Equal Estimated Ending Fund Balance	\$ 884,493
				\$ 886,493

EXPENDITURES

1700-Salaries & Benefits Cross Charge	\$ 1,874,360	\$ 2,168,868	\$ 2,571,315	\$ 2,571,315
1724-Telecom/Computer	48,509	55,000	55,000	55,000
1726-Utilities	33,190	45,000	45,000	45,000
1729-Buildings & Grounds	11,385	25,000	25,000	25,000
1761-Capital Additions	<u>622,129</u>	<u>624,443</u>	<u>597,700</u>	<u>595,700</u>
Total	\$ 2,589,573	\$ 2,918,311	\$ 3,294,015	\$ 3,292,015

**City of Florissant
Public Safety Fund
2023 Budget**

Acct #	Description	Actual 2021	Adjusted Budget 2022	Proposed Budget 2023	Revised Budget 2023
REVENUES					
4-17100	REVENUE	\$ 2,971,063	\$ 2,800,000	\$ 3,000,000	\$ 3,000,000
4-17200	INTEREST	269			
	OTHER INCOME	18,190			
4-17310	INSURANCE PROCEEDS	15,950	27,343		
	TOTAL REVENUE	\$ 3,005,472	\$ 2,827,343	\$ 3,000,000	\$ 3,000,000
EXPENSES					
5-17-14030	SALARY & BENEFIT CROSS CHG - PUB SAFETY	\$ 1,874,360	\$ 2,168,868	\$ 2,571,315	\$ 2,571,315
5-17-24070	SOFTWARE PURCH & MAINT	48,509	55,000	55,000	55,000
5-17-26000	UTILITIES	33,190	45,000	45,000	45,000
5-17-29000	BLDG.,MNTN., & SUPPLIES	11,385	25,000	25,000	25,000
5-17-61000	CAPITAL ADDITIONS	Total \$ 622,129	\$ 624,443	\$ 597,700	\$ 595,700
	EQUIPMENT:	Sub-Total \$ -	\$ 363,343	\$ 216,500	\$ 206,500
	Purchase additional equipment for both drones		10,000	10,000	10,000
	Mobile Car Computers/printers/devices		36,000	38,000	38,000
	Desktop/Laptops & related items		12,000	12,000	12,000
	Computer Backup & Security Software		20,000	20,000	20,000
	Replace Servers, Network Appliances, printers & devices		15,000	18,000	18,000
	Police K-9 dogs, training, supplies (not used FY21, 2 for FY22)		30,000	-	-
	Ten Ballistic Helmets		5,000	7,000	7,000
	Portable Mobile Radio Headsets		5,000	7,000	7,000
	Body Camera/in Car Annual Maint		40,000	40,000	40,000
	Flock Camera/LPR Annual Agreement		28,000	28,000	28,000
	Mobile Video Surveillance		-	-	-
	Video Surveillance Trailer		-	-	-
	Interview Room Video Recording		-	-	-
	(5) Flashing LED Stop Signs			10,000	-
	(5) Speed Signs Solar Powered			26,500	26,500
	All Purpose Traffic Barriers		-	-	-

**City of Florissant
Public Safety Fund
2023 Budget**

Acct #	Description	Actual 2021	Adjusted Budget 2022	Proposed Budget 2023	Revised Budget 2023
Capital Additions - Equipment (continued)					
	Automatic Parking Access Gates at Police Station and Annex Buildings		-	-	-
	Fencing Project at Station		-	-	
	Upgrade Microsoft Office Server Licenses		-	-	-
	Four Mobile Radar Units		-	-	-
	Window Safety/Security Film		-	-	-
	Remodel Locker Rooms		162,343	-	
	VEHICLES:				
	Sub-Total	\$ -	\$ 261,100	\$ 381,200	\$ 389,200
	Purchase of (6) new vehicles and related equipment at \$34,500 each	-	225,431	-	-
	Purchase of (8) new vehicles and related equipment at \$39,500 each		-	316,000	324,000
	Purchase of (1) new Chevrolet Tahoe Police Vehicle and related equipment	-	19,569	40,000	40,000
	Radio/Emergency equipment install for (7) vehicles at \$2,300 each	-	16,100	-	-
	Radio/Emergency equipment install for (9) vehicles at \$2,800 each		-	25,200	25,200
	TOTAL EXPENSES	\$ 2,589,573	\$ 2,918,311	\$ 3,294,015	\$ 3,292,015
	NET OVER/UNDER	\$ 415,899	\$ (90,968)	\$ (294,015)	\$ (292,015)

City of Florissant Operating Budget
December 1, 2022 through November 30, 2023

16 - PROPERTY MAINT. FUND

	<u>Actual</u> <u>2021</u>	<u>Adjusted Budget</u> <u>2022</u>	<u>Proposed</u> <u>2023</u>	<u>Revised</u> <u>2023</u>
<u>REVENUE</u>				
Business License - Rental Property	\$ 388,248	\$ 375,000	\$ 375,000	\$ 375,000
Vacant Property Registration	<u>13,005</u>	<u>9,000</u>	<u>9,000</u>	<u>9,000</u>
Total Budgeted Revenue	\$ 401,253	\$ 384,000	\$ 384,000	\$ 384,000
		Less Total Budgeted Expenditure	\$ <u>(400,340)</u>	<u>(400,340)</u>
		Equal Revenue Over/(Under) Expenditure	\$ (16,340)	(16,340)
		Plus Estimated Beginning Fund Balance	\$ <u>74,638</u>	<u>74,638</u>
		Equal Estimated Ending Fund Balance	\$ 58,298	\$ 58,298

EXPENDITURES

1600-Salaries & Benefits Cross Charge	\$ 386,170	\$ 402,380	\$ 394,340	\$ 394,340
1632-Office Expense	<u>-</u>	<u>6,000</u>	<u>6,000</u>	<u>6,000</u>
Total	\$ 386,170	\$ 408,380	\$ 400,340	\$ 400,340

City of Florissant Operating Budget
December 1, 2022 through November 30, 2023

55 - ARPA FUND

	Actual <u>2021</u>	Adjusted Budget <u>2022</u>	Proposed <u>2023</u>	Revised <u>2023</u>
<u>REVENUE</u>				
Revenue - ARPA Funds	\$ 521,592	\$ 5,314,838	\$ 681,210	\$ 681,210
Total Budgeted Revenue	\$ 521,592	\$ 5,314,838	\$ 681,210	\$ 681,210

		Less Total Budgeted Expenditure	\$ (681,210)	(681,210)
		Equal Revenue Over/(Under) Expenditure	-	-
		Plus Estimated Beginning Fund Balance	<u>681,208</u>	<u>681,208</u>
		Equal Estimated Ending Fund Balance	\$ 681,208	\$ 681,208
 <u>EXPENDITURES</u>				
5514-Salaries & Benefits Cross Charge	\$ 496,628	\$ 1,177,838	\$ 681,210	\$ 681,210
5561-Capital Additions	<u>24,964</u>	<u>4,137,000</u>	<u>-</u>	<u>-</u>
Total	\$ 521,592	\$ 5,314,838	\$ 681,210	\$ 681,210

*** Represents Life To Date (LTD) Budget

1 INTRODUCED BY EAGAN
 2 OCTOBER 24, 2022

3
 4 BILL NO. 9825 ORDINANCE NO.

5
 6 **AN ORDINANCE TO AMEND TITLE II, CHAPTER 245 “PARKS & RECREATION” OF THE FLORISSANT CITY CODE, SECTION 245.180 “FEES FOR USE”, TO ADJUST FEES FOR USE OF VARIOUS PARK FACILITIES.**

10
 11 BE IT ORDAINED BY THE COUNCIL OF THE CITY OF FLORISSANT, ST. LOUIS
 12 COUNTY, MISSOURI, AS FOLLOWS:

13
 14 Section 1: Title II, Chapter 245 “Parks and Recreation, Article 1, Section 245.180,
 15 “Fees for use” is hereby deleted in its entirety and replace with the following:

16
 17 The following fees for the use of the recreation facilities and theatre of the City are
 18 hereby established:
 19

1. JJE/JFK FACILITY FEES	RESIDENT	NON-RESIDENT
Facility Daily Fees		
3 & under	Free	Free
Youth (4-17)	\$3	\$6
Adult	\$5	\$9
Senior & Veterans	\$3	\$6
Facility Memberships mo./6mo./1 yr.	3 mo./6 mo./1 yr.	3
3 & Under	Free	Free
Youth (4-17)	\$40/\$65/\$95	\$95/\$155/\$230
Adult	\$50/\$85/\$125	\$120/\$195/\$280
Senior & Veterans	\$40/\$65/\$95	\$95/\$155/\$230
Senior Couple (live insame house and both 60+)	\$70\$120/\$175	\$140/\$225/\$325
Family *	\$75/\$130/\$195	\$150/\$240/\$355
Family + Outdoor Pool Membership	Add 50% of Outdoor Membership Fee	
* Family Membership includes 4 persons	Add \$30 per person	Add \$50 per person
2. Outdoor Pool Membership		
3 & Under	Free	Free
Youth	\$60	\$140
Adult	\$85	\$200
Senior & Veterans	\$60	\$140
Family	\$120	\$275
*Family Membership includes 4 persons	Add \$20	Add \$30

3. FIELD RENTALS		
Hourly Field Rentals	\$20	\$25 (\$12 for Non-Profit)
Light Fees (per hour)	\$10	\$10
Field Prep Fee (Fields dragged, lines drawn, bases & rubber set up)	\$25	\$25
Field Re-drag (in between games or tournaments)	\$15	\$15
Field Conditioner (Per Bag)	\$12	\$12
Day Rate (Tournament Rate) – 9am start, two hours of lights	\$140	\$170
Game Rates (Koch 1, Football at Koch, Soccer at JJE)	\$60	\$75 (\$36 non-profit)
Soccer ½ Field Game Rates	\$30	\$40 (\$18 non-profit)
Paygate Field Rentals	\$100	\$125
Damage Deposit	\$100	\$100
4. DISC GOLF FEES		
Disc Golf Course Rental (Must reserve both pavilions)	\$175	\$175
5. PRACTICE PERMITS		
Spring	\$195	N/A
Summer	\$175	N/A
Fall	\$195	N/A
6. Ice Rink		
Daily Fees		
3 & Under	Free	Free
Youth (4-17)	\$3	\$5
Adult	\$4	\$6
Senior & Veterans	\$3	\$5
Memberships		
3 & Under	Free	Free
Youth (4-17)	\$25	\$40
Adult	\$35	\$55
Senior & Veterans	\$25	\$40
Family	\$50	\$80
* Family Membership includes 4 persons	Add \$20 per person	Add \$30 per person
7. Outdoor Pool Rental (Minimum 2 hour rental)		
Per hour	\$350	\$400
Damage Deposit	\$150	\$150
8. JJE Indoor Pool Rental (per hour)		
Damage Deposit	\$100	\$100
9. JJE Ice Rink Rental (per hour)		
Damage Deposit	\$185	Same as resident
Damage Deposit	\$150	Same as resident
Damage Deposit	\$150	Same as resident
10. JJE (1/2) Arts & Crafts Room or JFK Arts & Crafts Room 6 hour rental)		
	\$175	Same as resident

Damage Deposit	\$200	Same as resident
Additional Hourly Rate	\$35	Same as resident
11. JJE (Entire) Arts & Crafts Room (6 hour rental)	\$300	Same as resident
Damage Deposit	\$200	Same as resident
Additional Hourly Rate	\$60	Same as resident
12. JJE Rooms 1 & 2 or JFK Small Room (6 hour rental)	\$85	Same as resident
Damage Deposit	\$150	Same as resident
Additional Hourly Rate	\$15	Same as resident
13. JJE Gymnasium (9 hour rental)		
1 - 499 people	\$600	Same as resident
500 - 1,000 people	\$700	Same as resident
Damage Deposit	\$300	Same as resident
Additional Hourly Rate	\$80	Same as resident
14. JFK Gymnasium (9 hour rental)	\$600	Same as resident
Damage Deposit	\$300	Same as resident
Additional Hourly Rate	\$80	Same as resident
15. Theatre		
a. Rehearsals - 4 hour minimum		
1. Technical	\$135	\$190
2. Non-technical (no lights or sound)	\$110	\$160
3. Dance School - 8 hour minimum	\$285	\$420
b. Performances - 4 hour minimum *		
1. Regular	\$155	\$230
2. Lectures	\$135	\$190
3. Dance Schools - 8 hour minimum	\$285	\$420
* Plus twenty percent (20%) of the box office receipts above three hundred dollars (\$300.00) per performance		
Deposit	50% of total rental cost	
c. Damage Deposit	\$300	\$300
d. Top ticket price for City	Competitive	Competitive
e. Additional half hour rate	\$30	\$55
f. "Dark Day" Rate (when space is occupied between rehearsal/performance dates)	\$50	\$75
g. Microphone Maintenance Fee (per total period)	\$25	\$50
h. Scene Shop Rental Rate	\$100	Same as resident
i. Art Gallery Rental Rate (per week, no more than 4 weeks per rental)	\$35	Same as resident
j. Art Gallery Reception Fee (4 hours)	\$50	Same as resident
k. Technical Theatre Workshop Course (per class)	\$20	Same as resident
l. Projector and screen set up fee	\$40	Same as resident
	\$50	Same as resident

Rental use per day	\$150	Same as resident
Per week		
16. Nature Lodge		
Top Floor (5 hour rental)	\$250	Same as resident
Bottom Floor (5 hour rental)	\$200	Same as resident
Entire Facility (6-hour rental)	\$375	Same as resident
Deposit	\$200	Same as resident
Additional Hourly Rate	\$75	Same as resident
17. Showmobile (per day rental)		
Per Day Rental	\$800	Same as resident
Complimentary Rental	\$350	Same as resident
18. Craft Show or Special Event		
Rate per table, per day	\$20	\$30
19. Picnic Permits (Pavilion or Gazebo Rental)		
	Pavilions/Veach Pavilion	
Monday - Thursday	\$50/\$75	N/A
Friday - Sunday or Holiday	\$70/\$85	N/A
Damage Deposit	\$200	N/A
20. Classes (maximum hourly charge for session classes)		
	\$15	\$20
21. Summer Camp (eight-week program)		
One child – per week	\$85/\$680	\$110/\$880
All 8 week sign up at one time 10%	\$76.50/\$612	\$99/\$792
22. Skate Rental		
	\$2.00	\$2.00
23. Skate Sharpening		
	\$5	\$5
24. XL Events at Koch \$525 – schools get 25% off of event price (only Monday-Friday)		
25. Garage Sale		
	\$30	\$40
26. Photo ID Cards		
3 and Under	Free	Free
(Youth) 4-17	\$4	Same as resident
Adult	\$5	Same as resident
Senior	\$4	Same as resident
27. Photo ID Replacement Card		
	\$5	\$5
28. Dog Park Fees		
Each additional Dog	\$8	\$14
	\$6	\$8
29. A maximum discount of twenty-five percent (25%) off of resident rates for admission fees for the golf course, pools, skating rink and recreational classes shall be awarded to any member of a Board or Commission, Police Reserve or Police Volunteer of the City of Florissant.		
30. These fees may not be reduced or waived except as follows:		
a. To facilitate a meeting or event for the City of Florissant or another government agency.		
b. Any 501c3 not-for-profit organization located in the City of Florissant may rent a facility for fifty percent (50%) of the normal rental rate up to two (2) times per year with the exception of theatre rentals. Non-Resident 25% discount 1 time per year.		
31. All fee with the exception of the ice rink fees will go into effect 1-1-23.		

20
21
22
23
24
25
26
27
28
29
30
31
32
33
34
35
36
37
38
39

Section 2: Except as herein amended Section 245.180 shall remain in full force and effect.

Section 3: This ordinance shall become in full force and effect immediately upon its passage and approval.

Adopted this _____ day of _____, 2022.

Joseph Eagan
President of the Council

Approved this _____ day of _____, 2022.

Timothy J. Lowery
Mayor

ATTEST:

Karen Goodwin, MPPA/MMC/MRCC
City Clerk

FLORISSANT CITY COUNCIL

AGENDA REQUEST FORM

Date: 10/19/2022

Mayor's Approval:

Agenda Date Requested: | 24-Oct-22

Description of request: **Repeal of section 245.180 Fees and Charges and replace with the updated attached section 245.180 Fees for Use.**

Department: **Parks and Recreation**

Recommending Board or Commission:

Type of request:

Ordinances	X	Other	X
Appropriation		Liquor License	
Transfer		Hotel License	
Zoning Amendment		Special Presentations	
Amendment		Resolution	
Special Use Transfer		Proclamation	
Special Use		Subdivision	
Budget Amendment	X		

Public Hearing needed: **Yes / No**

NO

3 readings? : **Yes / No**

No

Back up materials attached:		Back up materials needed:	
Minutes		Minutes	
Maps		Maps	
Memo		Memo	
Draft Ord.		Draft Ord.	

Note: Please include all attachments necessary for documents to be generated for inclusion on the Agenda. All agenda requests are to be turned in to the City Clerk by 5pm on Tuesday prior to the Council meeting.

For City Clerk Use Only:
 Introduced by: _____
 PH Speaker: _____

**CITY OF FLORISSANT
PARKS AND RECREATION DEPARTMENT
Memorandum**

Date: October 18, 2022
To: City Council
Thru: Mayor Tim Lowery
From: Cheryl A. Thompson-Stimage
Subject: Fee Ordinance Section 245.180

Cheryl A. Thompson-Stimage
10/18/22

Staff is recommending the following increases in fees in a number of areas. If you look at the highlighted section of this proposal those are the fees that are being recommended to go into effect 1-1-23.

I have also attached a brief study of other surrounding city's fees for comparison to the fees that are being recommended for the new membership fees. Please advise if additional information is needed. Thank you for your consideration on this matter.

Daily Rate	Florissant	Hazelwood	Bridgeton	Ferguson	MH	Clayton	Richmond Heights	Webster Groves
Youth Res	\$3	\$1	\$5	\$3	\$3	\$6	\$8	\$5
Adult Res	\$5	\$2	\$7	\$3	\$3	\$8	\$11	\$6
Senior Res	\$3	\$1	\$5	\$3	\$3	\$6	\$9	\$5
Veteran Res	\$3	n/a	n/a	\$3	n/a	n/a	n/a	n/a
Youth Non-Res	\$6	\$5	\$7	\$3	\$3	\$8	\$10	\$8
Adult Non-Res	\$9	\$7	\$9	\$3	\$3	\$10	\$15	\$10
Senior Non-Res	\$6	\$7	\$7	\$3	\$3	\$8	\$11	\$8
Vet Non-Res	\$6	n/a	n/a	\$3	n/a	n/a	n/a	n/a

Membership	Florissant	Hazelwood	Bridgeton	Ferguson	MH	Clayton	Richmond Heights	Webster Groves
Youth Res	\$65		\$120	\$50		\$309	\$140	
Adult Res	\$85	\$60	\$165	\$85	\$200	\$469	\$250	\$270
Senior Res	\$65	\$30	\$120	\$50	\$150	\$374	\$125	\$135
Family Res	\$130	\$150	\$330	\$165	\$450	\$789	\$400	
Youth Non-Res	\$230		\$210	\$120		\$399	\$225	
Adult Non-Res	\$280	\$90	\$280	\$200	\$240	\$649	\$430	\$355
Senior Non-Res	\$230	\$90	\$210	\$120	\$180	\$464	\$220	\$270
Family Non-Res	\$355	\$225	\$600	\$300	\$540	\$1,099	\$685	

1. JJE/JFK FACILITY FEES	RESIDENT	NON-RESIDENT
Facility Daily Fees		
3 & under	Free	Free
Youth (4-17)	\$3	\$6
Adult	\$5	\$9
Senior & Veterans	\$3	\$6
Facility Memberships	3 mo./6 mo./1 yr.	3 mo./6mo./1 yr.
3 & Under	Free	Free
Youth (4-17)	\$40/\$65/\$95	\$95/\$155/\$230
Adult	\$50/\$85/\$125	\$120/\$195/\$280
Senior & Veterans	\$40/\$65/\$95	\$95/\$155/\$230
Senior Couple (live in same house and both 60+)	\$70/\$120/\$175	\$140/\$225/\$325
Family *	\$75/\$130/\$195	\$150/\$240/\$355
Family + Outdoor Pool Membership	Add 50% of Outdoor Membership Fee	
* Family Membership includes 4 persons	Add \$30 per person	Add \$50 per person
2. Outdoor Pool Membership		
3 & Under	Free	Free
Youth	\$60	\$140
Adult	\$85	\$200
Senior & Veterans	\$60	\$140
Family	\$120	\$275
*Family Membership includes 4 persons	Add \$20	Add \$30
3. FIELD RENTALS		
Hourly Field Rentals	\$20	\$25 (\$12 for Non-Profit)
Light Fees (per hour)	\$10	\$10
Field Prep Fee (Fields dragged, lines drawn, bases & rubber set up)	\$25	\$25
Field Re-drag (in between games or tournaments)	\$15	\$15
Field Conditioner (Per Bag)	\$12	\$12
Day Rate (Tournament Rate) – 9am start, two hours of lights	\$140	\$170
Game Rates (Koch 1, Football at Koch, Soccer at JJE)	\$60	\$75 (\$36 non-profit)
Soccer ½ Field Game Rates	\$30	\$40 (\$18 non-profit)
Paygate Field Rentals	\$100	\$125
Damage Deposit	\$100	\$100
4. DISC GOLF FEES		
Disc Golf Course Rental (Must reserve both pavilions)	\$175	\$175
5. PRACTICE PERMITS		
Spring	\$195	N/A
Summer	\$175	N/A
Fall	\$195	N/A
6. Ice Rink		
Daily Fees		
3 & Under	Free	Free
Youth (4-17)	\$3	\$5
Adult	\$4	\$6
Senior & Veterans	\$3	\$5
Memberships		
3 & Under	Free	Free
Youth (4-17)	\$25	\$40
Adult	\$35	\$55
Senior & Veterans	\$25	\$40
Family	\$50	\$80

* Family Membership includes 4 persons	Add \$20 per person	Add \$30 per person
7. Outdoor Pool Rental (Minimum 2 hour rental)		
Per hour	\$350	\$400
Damage Deposit	\$150	\$150
8. JJE Indoor Pool Rental (per hour)		
Damage Deposit	\$100	\$100
9. JJE Ice Rink Rental (per hour)		
Damage Deposit	\$185	Same as resident
Damage Deposit	\$150	Same as resident
Damage Deposit	\$150	Same as resident
10. JJE (1/2) Arts & Crafts Room or JFK Arts & Crafts Room 6 hour rental)		
	\$175	Same as resident
Damage Deposit	\$200	Same as resident
Additional Hourly Rate	\$35	Same as resident
11. JJE (Entire) Arts & Crafts Room (6 hour rental)		
	\$300	Same as resident
Damage Deposit	\$200	Same as resident
Additional Hourly Rate	\$60	Same as resident
12. JJE Rooms 1 & 2 or JFK Small Room (6 hour rental)		
	\$85	Same as resident
Damage Deposit	\$150	Same as resident
Additional Hourly Rate	\$15	Same as resident
13. JJE Gymnasium (9 hour rental)		
1 - 499 people	\$600	Same as resident
500 - 1,000 people	\$700	Same as resident
Damage Deposit	\$300	Same as resident
Additional Hourly Rate	\$80	Same as resident
14. JFK Gymnasium (9 hour rental)		
	\$600	Same as resident
Damage Deposit	\$300	Same as resident
Additional Hourly Rate	\$80	Same as resident
15. Theatre		
a. Rehearsals - 4 hour minimum		
1. Technical	\$135	\$190
2. Non-technical (no lights or sound)	\$110	\$160
3. Dance School - 8 hour minimum	\$285	\$420
b. Performances - 4 hour minimum *		
1. Regular	\$155	\$230
2. Lectures	\$135	\$190
3. Dance Schools - 8 hour minimum	\$285	\$420
* Plus twenty percent (20%) of the box office receipts above three hundred dollars (\$300.00) per performance		
Deposit	50% of total rental cost	
c. Damage Deposit	\$300	\$300
d. Top ticket price for City	Competitive	Competitive
e. Additional half hour rate	\$30	\$55
f. "Dark Day" Rate (when space is occupied between rehearsal/performance dates)	\$50	\$75
g. Microphone Maintenance Fee (per total period)	\$25	\$50
h. Scene Shop Rental Rate	\$100	Same as resident
i. Art Gallery Rental Rate (per week, no more than 4 weeks per rental)	\$35	Same as resident
j. Art Gallery Reception Fee (4 hours)	\$50	Same as resident
k. Technical Theatre Workshop Course (per class)	\$20	Same as resident
l. Projector and screen set up fee	\$40	Same as resident
Rental use per day	\$50	Same as resident
Per week	\$150	Same as resident

16. Nature Lodge		
Top Floor (5 hour rental)	\$250	Same as resident
Bottom Floor (5 hour rental)	\$200	Same as resident
Entire Facility (6-hour rental)	\$375	Same as resident
Deposit	\$200	Same as resident
Additional Hourly Rate	\$75	Same as resident
17. Showmobile (per day rental)		
Per Day Rental	\$800	Same as resident
Complimentary Rental	\$350	Same as resident
18. Craft Show or Special Event		
Rate per table, per day	\$20	\$30
19. Picnic Permits (Pavilion or Gazebo Rental)		
	Pavilions/Veach Pavilion	
Monday - Thursday	\$50/\$75	N/A
Friday - Sunday or Holiday	\$70/\$85	N/A
Damage Deposit	\$200	N/A
20. Classes (maximum hourly charge for session classes)	\$15	\$20
21. Summer Camp (eight-week program)		
One child – per week	\$85/\$680	\$110/\$880
All 8 week sign up at one time 10%	\$76.50/\$612	\$99/\$792
22. Skate Rental	\$2.00	\$2.00
23. Skate Sharpening	\$5	\$5
24. XL Events at Koch \$525 – schools get 25% off of event price (only Monday-Friday)		
25. Garage Sale	\$30	\$40
26. Photo ID Cards		
3 and Under	Free	Free
(Youth) 4-17	\$4	Same as resident
Adult	\$5	Same as resident
Senior	\$4	Same as resident
27. Photo ID Replacement Card	\$5	\$5
28. Dog Park Fees	\$8	\$14
Each additional Dog	\$6	\$8
29. A maximum discount of twenty-five percent (25%) off of resident rates for admission fees for the golf course, pools, skating rink and recreational classes shall be awarded to any member of a Board or Commission, Police Reserve or Police Volunteer of the City of Florissant.		
30. These fees may not be reduced or waived except as follows:		
a. To facilitate a meeting or event for the City of Florissant or another government agency.		
b. Any 501c3 not-for-profit organization located in the City of Florissant may rent a facility for fifty percent (50%) of the normal rental rate up to two (2) times per year with the exception of theatre rentals. Non-Resident 25% discount 1 time per year.		
31. All fee with the exception of the ice rink fees will go into effect 1-1-23.		

TRANSFER OF SPECIAL USE PERMIT PROCEDURE

After receiving completed Transfer of Special Use Permit application, the City Clerk places the Transfer request on the next City Council Agenda for acceptance of the application and potential 1st reading of the new bill.

Applicant is encouraged to contact the Councilperson of the ward prior to the City Council Meeting.

The application for a Transfer of a Special Use requires the following for a complete application:

1. Completed application form
(with the signature from current owner to authorize the transfer of the ordinance in their name)
2. Complete acknowledgement form
(Acknowledging that the new owner has received a copy of the current ordinance and accepts responsibility for the Special Use Permit as it is written)
3. Copy of the LLC or Corporation papers.
4. Copy of a lease or bill of sale (to show an interest in the property)
5. Copy of the Fictitious name certificate (if applicable)

Return completed application and documentation to the Building Commissioner's Office.

Questions: Call the City Clerk at 314-839-7642 or email plum@florissantmo.com

TRANSFER OF SPECIAL PERMIT

AUTHORIZED BY ORDINANCE NUMBER (S) 8169

FROM Taste Buds Grille

TO Big Boy Burgers (J-n-R Enterprise)

FOR Restaurant

ADDRESS 1156 Shackelford Rd

Ward 1 Zoning 'B-3' Date Filed 11/4/22 Accepted By pel

TRANSFER OF SPECIAL USE PERMIT PETITION

TO THE CITY COUNCIL OF THE CITY OF FLORISSANT:

1. Comes now Jeffrey Reed and states to the City Council that he (she) (they) has (have) the following legal interest in the property located at 1156 Shackelford Rd in the City of Florissant, Missouri. Legal interest: () Lease or () Simple Title (Attach signed copy of lease or deed)
2. The petitioner(s) further state that he (she) (they) has (have) not made any arrangement to pay any commission, gratuity, or consideration, directly or indirectly to any official, employee, or appointee of the City of Florissant, with respect to this petition.
3. The applicant will operate the business in the same manner and under the same conditions as set out in the original ordinance granting the special permit or any amendments thereto, except for any proposed change in sign face of an authorized sign.

PETITIONER SIGNATURE J. Reed
Individual's Name

FOR: J-n-R Enterprise
Company, Corporation, Partnership

4. I (we) hereby certify that (indicate **one only**):

I (we) have a legal interest in the above described property.

I am (we are) the duly appointed agent (s) of the petitioner, and that all information given is true and a statement of fact.

SIGNATURE

J. R. J.

ADDRESS

120 Mission Walk Ct, Florissant MO 63031

Telephone No.

(314) 585-1151

Email address

jenterprise314@gmail.com

I (we) the petitioner(s) do hereby appoint _____ as my (our) duly authorized agent to represent me (us) in regard to this petition.

PETITIONER SIGNATURE

Note: Petitioner or his/her authorized agent will be the only person(s) permitted to make the presentation to the City Council.

5. Acknowledgement and consent of (**current**) owner to Transfer the Special Use Permit.

TCC Shackelford, LLC
a Missouri limited liability company
by The Carrington Company, a California Corp

[Signature]
SIGNATURE OF OWNER

Gabe Hagemann
vice president

Information sheet to be attached to all requests for Transfer of Special Permit

Type of Operation: (Select One)

Individual

Partnership

Corporation

LLC

INDIVIDUAL:

Name & address _____

Telephone number & email address _____

Business name/address/phone _____

Copy of fictitious name registration, if applicable _____

PARTNERSHIP:

Name & address of partner (s) _____

Telephone number(s) and email address (s) _____

Business name/ address /phone _____

Copy of fictitious name registration, if applicable _____

CORPORATION OR LLC:

Name & address of all corporate officers Jeffrey Reed ~~120~~ _____

120 Mission Walk Ct, Florissant MO, 63031 _____

Telephone numbers & email addresses (514) 585-1151 / jenterprise314@gmail.com _____

Business name/address/phone J-R Enterprise / 120 Mission Walk Ct, 63031 / (514) 585-1151 _____

Date of incorporation/LLC December 3, 2020 _____

Copy of fictitious name registration, if applicable

Copy of latest Missouri Anti-Trust affidavit (annual registration of corporate officers)

Photocopy of Corporation/LLC Articles and Certificate

TRANSFER OF SPECIAL USE PERMIT

The undersigned hereby acknowledges receipt of a copy of Ordinance
Number 8169 which authorized a Special Permit:

TO: J-n-R Enterpris DBA Big Boy Burgers

FOR: Restaurant

and agree to the terms and conditions listed in said ordinance and to any
additional term and conditions that the City Council shall deem appropriate.

Jeffrey Reed

PRINT - NAME OF APPLICANT

J. R.

SIGNATURE OF APPLICANT

1 INTRODUCED BY COUNCILMAN EAGAN

2
3 BILL NO. 9826

ORDINANCE NO.

4
5 **AN ORDINANCE AMENDING CHAPTER 115 OF TITLE I OF THE CITY**
6 **OF FLORISSANT, MISSOURI, MUNICIPAL CODE, BY THE ADOPTION**
7 **OF A NEW ARTICLE II, ENTITLED DEPARTMENT OF PROSECUTING**
8 **ATTORNEY**
9

10 WHEREAS, it is the duty of the City’s Prosecuting Attorney to ensure the proper and just
11 prosecution of Ordinance Violations within the City of Florissant; and
12

13 NOW, THEREFORE, BE IT ORDAINED BY THE COUNCIL OF THE CITY OF
14 FLORISSANT, MISSOURI, AS FOLLOWS:
15

16 Section 1. Chapter 115 of the Title I of the City of Florissant Municipal Code is hereby
17 amended by the adoption of a new Article II, Department of Prosecuting Attorney, which shall
18 read as follows:
19

20 **TITLE I GOVERNMENT CODE**

21
22 **CHAPTER 115 DEPARTMENTS**

23
24 **ARTICLE II DEPARTMENT OF PROSECUTING ATTORNEY**

25
26 **SECTION 115.050 PROSECUTING ATTORNEY TO HEAD**
27 **DEPARTMENT – APPOINTMENT-DUTIES –**
28 **COMPENSATION**
29

30 The Department of Prosecuting Attorney shall be headed by the Prosecuting
31 Attorney who shall be a licensed member of the Missouri Bar. He/she shall be
32 appointed by the Mayor. His/her duties and compensation shall be fixed by
33 ordinance.
34

35 **SECTION 115.060. DUTIES**
36

37 The Prosecuting Attorney shall represent the City in the prosecution of all
38 violations of City ordinances in the City’s Municipal Court as well as all appeals
39 and jury trials of such prosecutions in the State court, except as otherwise directed
40 by the Mayor. The Prosecuting Attorney may appoint such assistants as the duties
41 of his/her office may require.
42

43
44 Section 2. This ordinance shall become in force and effect immediately upon passage
45 and approval.
46

47 Adopted this ____ day of _____, 2022.

48

49

50

51

52

53

54

55

56

57 Approved this ____ day of _____, 2022

58

59

60

61

62

63

64 Attest:

65

66

67

68 _____
Karen Goodwin, MPPA/MMC/MRCC

69 City Clerk

Joseph Eagan
President of the Council
City of Florissant

Timothy Lowery
Mayor, City of Florissant

1 INTRODUCED BY COUNCILMAN EAGAN
2 NOVEMBER 14, 2022

3
4 BILL NO. 9827 ORDINANCE NO.

5
6 **AN ORDINANCE REPEALING ORDINANCE NO. 7856 AND SETTING THE**
7 **RATES FOR PROFESSIONAL SERVICES FOR THE PROVISIONAL JUDGE**
8 **AND PUBLIC DEFENDER**
9

10 WHEREAS, the rates for Professional Services for the Courts were established by Ordinance No.
11 7856, and

12 WHEREAS, said ordinance set forth rates for the Court, the Prosecuting Attorney and the Public
13 Defender in one ordinance, and

14 WHEREAS, said ordinance contains compensation for certain court dockets that no longer exist;

15 NOW, THEREFORE, BE IT ORDAINED BY THE COUNCIL OF THE CITY OF
16 FLORISSANT, MISSOURI, AS FOLLOWS:

17
18 Section 1. Ordinance No. 7856 is hereby repealed in its entirety.

19
20 Section 2. Provisional Judge

21
22 The Provisional Judge shall be compensated at the rate of \$551 per regular court session and \$676
23 per trial session when he/she is requested to preside over such dockets by the Municipal Judge of the City
24 of Florissant.

25
26 Section 3. Public Defender

27
28 The Public Defender shall be paid at the rate of \$106/hour when they are appointed by the
29 Municipal Judge of the City of Florissant in those instances where the defendant is indigent and the City
30 is seeking jail time.

31
32 Section 4. This ordinance shall become in force and effect immediately upon passage and
33 approval.

34 Adopted this ____ day of _____, 2022.

35
36 _____
37 Joseph Eagan
38 President of the Council
39 City of Florissant

40 Approved this ____ day of _____, 2022

41 _____
42 Timothy Lowery
43 Mayor, City of Florissant

44 Attest:

45 _____
46 Karen Goodwin, MMC/MRCC
City Clerk

1 INTRODUCED BY COUNCILMAN ENGLISH
2 JANUARY 9, 2012

3
4 BILL NO. 8795

ORDINANCE NO. 7856

5
6 AN ORDINANCE REPEALING ORDINANCE NO. 7756 AND SETTING THE
7 RATES FOR PROFESSIONAL SERVICES FOR THE COURTS FOR THE CITY
8 OF FLORISSANT.
9

10 WHEREAS, the rates for Professional Services for the Courts were established by
11 Ordinance no. 7756, and

12 WHEREAS, the time period established in Ordinance no. 7756 was to run from
13 December 1, 2010 to November 30, 2011, and

14 WHEREAS, with no changes in the pay plan, these rates must now be re-established
15 without an end date; and
16

17 NOW, THEREFORE, BE IT ORDAINED BY THE COUNCIL OF THE CITY OF
18 FLORISSANT, ST. LOUIS COUNTY, MISSOURI, AS FOLLOWS:
19

20 Section 1: The Prosecuting Attorney

21 The Prosecuting Attorney for the City of Florissant shall be compensated at the
22 rate of \$151 per hour for any hours spent at the City Hall in preparation for court
23 appearances and for handling court matters, \$551 per regular court session, \$151 per hour
24 for handling any and all appeals in the Circuit Court of St. Louis County from a decision
25 of the Municipal Division of the City of Florissant, \$676 per trial session, \$437 per
26 DWS/DWR session, and \$400 per red light camera court session when they are requested
27 to appear by the Municipal Judge of the City of Florissant.

28 Section 2: The Judge of Division 2 and/or Provisional Judge

29 The Judge of Division 2 and/or Provisional Judge shall be compensated at the rate
30 of \$551 per regular court session, \$676 per trial session, \$437 per housing docket trial
31 session, \$437 per DWS/DWR session, and \$400 per red light camera court session when
32 they are requested to appear by the Municipal Judge of the City of Florissant.

33 Section 3: The Assistant Prosecuting Attorney

34 The Assistant Prosecuting Attorney shall be compensated at the rate of \$106 per
35 hour for any hours spent at the City Hall in preparation for court appearances and for
36 handling court matters, \$551 per regular court session, \$676 per trial session, \$437 per
37 housing docket trial session, \$437 per DWS/DWR session, and \$400 per red light camera

BILL NO.

ORDINANCE NO. 7856

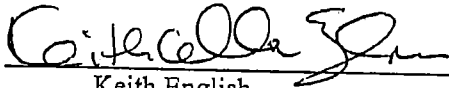
38 court session when they are requested to appear by the Municipal Judge of the City of
39 Florissant.

40 Section 4: The Public Defender


41 The Public Defender shall be paid at the rate of \$106 per hour when they are
42 requested by the Municipal Judge of the City of Florissant to represent an indigent
43 defendant.

44
45 Section 5: This ordinance shall become in force and effect immediately upon passage
46 and approval.


47
48 Adopted this 9 day of January, 2012.

49
50
51 
52 _____
53 Keith English
54 President of the Council
55 City of Florissant

56
57
58 Approved this 16 day of JAN, 2012.

59
60
61 
62 _____
63 Thomas P. Schneider
64 Mayor, City of Florissant

65 ATTEST:

66 
67 _____
68 Karen Goodwin, MMC/MRCC
69 City Clerk

1 INTRODUCED BY COUNCILMAN EAGAN
2 NOVEMBER 14, 2022

3
4 BILL NO. 9828 ORDINANCE NO.

5
6 **AN ORDINANCE SETTING THE RATES FOR PROFESSIONAL**
7 **SERVICES FOR THE PROSECUTING ATTORNEY FOR THE CITY OF**
8 **FLORISSANT**

9
10 WHEREAS, the rates for Professional Services for the Prosecuting Attorney were
11 established by Ordinance No. 7856, and

12 WHEREAS, said ordinance has been repealed in its entirety, and

13 WHEREAS, the compensation for the professional services of the Prosecuting Attorney
14 must be established by ordinance;

15
16 NOW, THEREFORE, BE IT ORDAINED BY THE COUNCIL OF THE CITY OF
17 FLORISSANT, ST. LOUIS COUNTY, MISSOURI, AS FOLLOWS:

18
19 Section 1. Prosecuting Attorney

20
21 The Prosecuting Attorney for the City of Florissant and his/her Assistants as the duties of
22 his/her office may require shall be compensated at the rate of \$551 per regular court session and
23 \$676 per trial session, and at the rate of \$151/hour for all hours spent in preparation for court
24 appearances and for handling court matters, including, but not limited to meetings with the Mayor
25 or other City Departments, review of citations and reports, making recommendations and
26 prosecuting appeals and jury trials in the State court.

27
28 Section 2. This ordinance shall become in force and effect immediately upon passage
29 and approval.

30 Adopted this ____ day of _____, 2022.

31
32 _____
33 Joseph Eagan
34 President of the Council
35 City of Florissant

36 Approved this ____ day of _____, 2022

37
38 _____
39 Timothy Lowery
40 Mayor, City of Florissant

41 Attest:

42 _____
43 Karen Goodwin, MMC/MRCC
City Clerk

LEGAL SERVICES AGREEMENT

John M. Hessel and **Jacqueline K. Graves** of the law firm of **Lewis Rice LLC** herein propose the following terms and conditions for legal services to the City of Florissant (“City”) for the fiscal years commencing on December 1, 2022 and ending on November 30, 2024:

I. Retainer Services:

- A. For the fee of \$3,500 per month, office hours will be maintained at City Hall every 1st and 3rd Wednesday between the hours of 8:30 a.m. and noon or at such comparable days and times as may be directed by the City. The following legal services shall be included in the retainer:
1. Drafting and reviewing all ordinances and resolutions as may be required for the regular operation of the city government during “office hours”.
 2. Rendering informal legal opinions as may be required by the Mayor, members of the City Council, department heads, and the employees authorized to request such opinions during the “office hours”.
 3. Responding to citizen inquiries when requested by the Mayor or Council.
 4. Promptly notifying the Mayor and City Council of any and all litigation filed against the City, or against the City Council, or any City Commission or Committee, or against any City Official or Employee sued in his or her official capacity or as an employee of the City, and shall thereafter consult with and advise the Mayor and City Council regarding the nature of such litigation, and shall advise the City Council and Mayor of the status of such litigation. Unless and until special counsel is authorized and retained for such litigation, the City Attorney shall represent the City and its interest in such litigation.
- B. Legal services for attendance and representation of the City at the regular City Council meetings shall be rendered to the City for a fee of \$790.00 per meeting.
1. Attendance and representation at the regular City Council meetings.

II. General Miscellaneous Services:

The following services shall be rendered to the City at the rate of \$315.00 per hour for the fiscal year of December 1, 2022 through November 30, 2023 and \$320 per hour for fiscal year of December 1, 2023 through November 30, 2024:

- A. Attendance at meetings not included in the retainer services.
- B. Upon authorization from the Mayor or any member of the City Council:
1. Research and preparation of written memorandums or written opinions that exceed the “office hours”.

2. Draft new or extensive ordinances not in the ordinary course of the City's business.
3. Negotiations with other parties with respect to contracts, including parties with respect to contracts including purchase or sale of property and drafting of contracts.

III. General Litigation:

Services required for litigation matters pending in state or federal courts, shall be rendered at the rate of \$320.00 per hour for the fiscal year of December 1, 2022 through November 30, 2023 and \$325 per hour for fiscal year of December 1, 2023 through November 30, 2024. This rate will not apply to antitrust or annexation litigation (either as plaintiff or defendant) or to defense of civil rights claims. The fees for litigation not included herein shall be agreed to prior to the time such services shall be rendered.

IV. Labor/Annexation/Bonds:

Services requiring labor, annexation or bond specialists shall be rendered at the rate of \$320.00 per hour for the fiscal year of December 1, 2022 through November 30, 2023 and \$325 per hour for fiscal year of December 1, 2023 through November 30, 2024.

V. Out-of-pocket expense:

In addition to the fees set forth above, Lewis Rice LLC shall be reimbursed for all direct out-of-pocket expenditures incurred in the rendering of such services as follows:

- A. Travel expenses including transportation, food, and lodging while on City business away from the St. Louis metropolitan area and upon approval of such travel in advance by the appropriate City official.
- B. Special courier or messenger service when required by the City.
- C. Photocopy or document reproduction costs when required by the City for use in legal proceedings and out-of-pocket litigation costs such as depositions.
- D. Long distance telephone expenditures.

VI. Other services:

It is estimated that this proposal will cover all required legal services. In the event there is a need for services not described, or specifically excluded, the fees for such services shall be reviewed with the City prior to such undertaking.

VII. Overhead and related costs:

No general overhead costs incurred by the firm of Lewis Rice LLC in rendering such services shall be billed to the City. Further, the City shall not provide any insurance or pension benefits for any attorney at Lewis Rice LLC.

Approved by Ordinance No. _____ passed and approved on the _____ day of November, 2022.

LEWIS RICE LLC

CITY OF FLORISSANT

John M. Hessel

By: _____
Timothy J. Lowery
Mayor, City of Florissant

ATTEST:

Karen Goodwin, City Clerk, MMCA/MRCC

1 INTRODUCED BY COUNCIL AS A WHOLE
2
3 NOVEMBER 14, 2022

4
5 BILL NO. 9829 ORDINANCE NO.

6
7 **AN ORDINANCE REPEALING ORDINANCE NO. 8740 AND**
8 **AUTHORIZING THE MAYOR OF THE CITY OF FLORISSANT TO**
9 **ENTER INTO A CONTRACT WITH THE LAW FIRM OF**
10 **LEWIS RICE, LLC, REPRESENTED BY JOHN M. HESSEL AND**
11 **JACQUELINE K. GRAVES FOR LEGAL SERVICES FOR**
12 **THE CITY OF FLORISSANT COMMENCING ON DECEMBER**
13 **1, 2022 AND ENDING ON NOVEMBER 30, 2023.**

14
15 BE IT ORDAINED BY THE COUNCIL OF THE CITY OF FLORISSANT, ST. LOUIS
16 COUNTY, MISSOURI, AS FOLLOWS:

17
18
19 Section 1: The Mayor of the City of Florissant is hereby authorized to enter
20 into an agreement with the Law Firm of Lewis, Rice, LLC represented by John M. Hessel
21 and Jacqueline K. Graves for legal services to be rendered to the City of Florissant
22 commencing on the 1st day of December, 2022 and ending on the 30th day of November,
23 2024, only in accordance with the contract attached hereto and made a part hereof.

24
25 Section 2: This ordinance shall become in force and effect as of December 1, 2022.

26
27
28 Adopted this ____ day of _____, 2022.

29
30
31 _____
32 Joseph Eagan
33 Council President

34
35 Approved this ____ day of _____, 2022.

36
37 _____
38 Timothy J. Lowery
39 Mayor, City of Florissant

40 ATTEST:

41
42 _____
43 Karen Goodwin, MPPA/MMC/MRCC
44 City Clerk
45

1 INTRODUCED BY COUNCILMAN EAGAN
2 NOVEMBER 14, 2022

3
4 BILL NO. 9830

ORDINANCE NO.

5
6 **AN ORDINANCE TO AMEND CHAPTER 245 “PARKS AND RECREATION” ARTICLE XI “OLD FLEURISSANT GOLF CLUB” OF THE FLORISSANT CITY CODE, SUBSECTION 245.610 “FEES AND CHARGES” TO ADJUST FEES FOR THE GOLF COURSE FACILITY.**

7
8
9
10
11
12 WHEREAS it was determined that the previous rate adjustment authorized in Ordinance
13 no. 8483 needed to be amended to account for the consistency in the rates for the golf course.

14
15 BE IT ORDAINED BY THE COUNCIL OF THE CITY OF FLORISSANT, ST. LOUIS
16 COUNTY, MISSOURI, AS FOLLOWS:

17
18 Section 1: Chapter 245 “Parks and Recreation, Article XI, “Old
19 Fleurissant Golf Club” , subsection 245.610 “Fees and Charges is hereby deleted
20 in its entirety and replaced with the following:

21
22 Sec. 245.160 Fees and Charges

23 **Summer Greens Fees**

24 **Please note: the fees listed below include the price of a cart due to the fact the majority**
25 **of golfers want the use of a golf cart.**

	Monday thru Friday				Saturday, Sunday, Holidays		
	Public	Resident			Public	Resident	
18 Holes	\$38	\$35			\$45	\$40	
Walking	\$22	\$20			\$30	\$25	
Twilight	\$30	\$30	After 2pm		\$35	\$35	After 2 pm
Sr/Jr - 18	\$32	\$28			\$32	\$28	After 12 pm
Sr/Jr - 9	\$23	\$23			\$23	\$23	After 12 pm
9 Holes	\$25	\$23			\$25	\$23	
Walking	\$16	\$14			\$20	\$18	

26

27 Holidays: Weekend rates shall apply to the following holidays even though such holiday may be
28 a weekday: Presidents’ Day (Monday), Good Friday, Memorial Day (Monday), 4th of July, Labor

29 Day (Monday), and Thanksgiving and Friday after Thanksgiving. (The golf course is closed on
30 Thanksgiving Day, Christmas Eve, Christmas Day and New Year's Day.)

31 **League Fees**

32 Weekday – 9 holes w/ cart - \$21.00

33 Weekday – 18 holes w/ cart - \$26.00

34 Weekend – 9 holes includes cart - \$23

35 Weekend – 18 holes includes cart - \$30

36 Thursday morning Senior Scramble – 18 holes – includes cart - \$22

37 **Twilight Fees (March 1st – October 31st) ***

38 Weekdays – (after 2 P.M. – 18-hole limit- includes cart) \$30.00

39 Resident Weekdays – (after 2 P.M. – 18-hole limit- includes cart) \$30.00

40 Weekends – (after 2 P.M. – 18-hole limit- includes cart) \$35.00

41 Resident Weekends – (after 2 P.M. – 18-hole limit- includes cart) \$35.00

42
43 *Twilight rounds not finished by dark will not be subject to refund or raincheck
44

45 **Seniors (Ages 55 and Older) and Juniors (Age 17 and younger)**

46 **March 1st – October 31st**

47 Monday through Friday (all day), Saturday and Sunday (after 12pm) - 18 holes includes cart
48 \$32.00 (\$28 for residents)

49 Monday through Friday (all day), Saturday and Sunday (after 12pm) – 9 holes includes cart
50 \$22.00 (\$22 for residents)

51 **Winter Greens Fees**

52 **Please note: the fees listed below include the price of a cart due to the fact the majority**
53 **of golfers want the use of a golf cart.**

54
55
56
57
58
59

**November
1st -
February
28th**

Weekdays		
	18 Holes	9 Holes
Public	\$28	\$20
Residents	\$25	\$18
SR/JR	\$25	\$18
SR/JR Resident	\$22	\$15

Weekends		
	18 Holes	9 Holes
Public	\$30	\$22
Residents	\$27	\$20
SR/JR	\$25 (after 12pm)	\$18 (after 12pm)
SR/JR Resident	\$22 (after 12pm)	\$15 (after 12pm)

60

61

Golf Carts (Year Round)

62	18 holes	\$16.00
63	9 holes	\$10.00
64	(Must be sixteen 16 years of age or older to rent a golf cart and may be required to show	
65	identification).	

66

Pull Carts

67	18 holes	\$4.00
68	9 holes	\$3.00

69

70

Golf Club Rental

71	18 holes	\$20.00
72	9 holes	\$20.00

73

High School Golf Team

74	Per golfer – 9 holes (supervised practices and matches as scheduled)	\$10.00
----	----------------------------------------------------------------------	---------

75	Tournament Fees (includes cart fees)*	
76	Weekdays - 1 - 99 players	\$34.00
77	Weekdays - 100 or more players	\$32.00
78	Weekends – 1– 99 players	\$41.00
79	Weekends – 100 or more players	\$39.00

80 Corkage Fees: \$3 per person for food

81 \$3 per person for drinks

82 *Tournament rates are baseline to be negotiated

83 **Discounts**

84 Military, first responders, and Florissant City employees will receive Senior Rate. In an effort to
 85 remain current with competition and changing circumstances, the Mayor and the Clubhouse
 86 Manager are authorized to establish a temporary promotional fee in lieu of the fees set forth
 87 above. The fees and charges by example may include, but are not limited to, last minute price
 88 decreases to entice people to book, unexpected indecent weather (heat or potential rain), and / or
 89 competitive pricing balances with competing courses.

90 Section 2: Except as herein amended Section 245.180 shall remain in full force and effect.

91
 92 Section 3: This ordinance shall become in full force and effect immediately upon its passage and
 93 approval.

94 Adopted this _____ day of _____, 2022.

95
 96 _____
 97 Joseph Eagan
 98 President of the Council
 99

100
 101 Approved this _____ day of _____, 2022.

102
 103 _____
 104 Timothy J. Lowery
 105 Mayor

106 ATTEST:
 107 _____
 108 Karen Goodwin, MPPA, MMC, MRCC
 109 City Clerk


FLORISSANT CITY COUNCIL

AGENDA REQUEST FORM

Date: 11/9/2022

Mayor's Approval

Agenda Date Requested: 14-Nov-22



Description of request: Repeal of section 245.610 Fees and Charges and replace with the updated attached section 245.610 Fees for Use.

Department: Parks and Recreation

Recommending Board or Commission:

Type of request:

Ordinances	X	Other	X
Appropriation		Liquor License	
Transfer		Hotel License	
Zoning Amendment		Special Presentations	
Amendment		Resolution	
Special Use Transfer		Proclamation	
Special Use		Subdivision	
Budget Amendment	X		

Public Hearing needed: Yes / No NO 3 readings? : Yes / No No

Back up materials attached:	Back up materials needed:
Minutes	Minutes
Maps	Maps
Memo	Memo
Draft Ord.	Draft Ord.

Note: Please include all attachments necessary for documents to be generated for inclusion on the Agenda. All agenda requests are to be turned in to the City Clerk by 5pm on Tuesday prior to the Council meeting.

For City Clerk Use Only:
 Introduced by: _____
 PH Speaker: _____

**CITY OF FLORISSANT
PARKS AND RECREATION DEPARTMENT
Memorandum**

Date: November 8, 2022
To: City Council
Thru: Mayor Tim Lowery
From: Cheryl A. Thompson-Stimage
Subject: Fee Ordinance Section 245.610 – Golf Course Fees

Cheryl A. Thompson-Stimage
11/8/22

Staff is recommending the following increases in fees in a number of areas. If you look at the highlighted section of this proposal those are the fees that are being recommended to go into effect 1-1-23.

Please advise if additional information is needed. Thank you for your consideration on this matter.

1 INTRODUCED BY COUNCILMAN SCHILDROTH
2 FEBRUARY 11, 2019

3
4 BILL NO.

ORDINANCE NO.

5
6 **AN ORDINANCE TO AMEND CHAPTER 245 “PARKS AND
7 RECREATION” ARTICLE XI “OLD FLEURISSANT GOLF CLUB”
8 OF THE FLORISSANT CITY CODE, SUBSECTION 245.610 “FEES
9 AND CHARGES” TO ADJUST FEES FOR THE GOLF COURSE
10 FACILITY.**

11
12 WHEREAS it was determined that the previous rate adjustment authorized in Ordinance
13 no. 8483 needed to be amended to account for the consistency in the rates for the golf course.

14
15 BE IT ORDAINED BY THE COUNCIL OF THE CITY OF FLORISSANT, ST. LOUIS
16 COUNTY, MISSOURI, AS FOLLOWS:

17
18 Section 1: Chapter 245 “Parks and Recreation, Article XI, “Old
19 Fleurissant Golf Club”, subsection 245.610 “Fees and Charges is hereby deleted
20 in its entirety and replaced with the following:

21
22 Sec. 245.160 Fees and Charges

23 **Summer Greens Fees**

24 **Please note: the fees listed below include the price of a cart due to the fact the majority**
25 **of golfers want the use of a golf cart.**

	Monday thru Friday			Saturday, Sunday, Holidays		
	Public	Resident		Public	Resident	
18 Holes	\$38	\$35		\$45	\$40	
Walking	\$22	\$20		\$30	\$25	
Twilight	\$30	\$30	After 2pm	\$35	\$35	After 2 pm
Sr/Jr - 18	\$32	\$28		\$32	\$28	After 12 pm
Sr/Jr - 9	\$23	\$23		\$23	\$23	After 12 pm
9 Holes	\$25	\$23		\$25	\$23	
Walking	\$16	\$14		\$20	\$18	

26
27 Holidays: Weekend rates shall apply to the following holidays even though such holiday may be
28 a weekday: Presidents’ Day (Monday), Good Friday, Memorial Day (Monday), 4th of July, Labor

29 Day (Monday), and Thanksgiving and Friday after Thanksgiving. (The golf course is closed on
30 Thanksgiving Day, Christmas Eve, Christmas Day and New Year's Day.)

31 **League Fees**

32 Weekday – 9 holes w/ cart - \$21.00

33 Weekday – 18 holes w/ cart - \$26.00

34 Weekend – 9 holes includes cart - \$23

35 Weekend – 18 holes includes cart - \$30

36 Thursday morning Senior Scramble – 18 holes – includes cart - \$22

37 **Twilight Fees (March 1st – October 31st) ***

38 Weekdays – (after 2 P.M. – 18-hole limit- includes cart) \$30.00

39 Resident Weekdays – (after 2 P.M. – 18-hole limit- includes cart) \$30.00

40 Weekends – (after 2 P.M. – 18-hole limit- includes cart) \$35.00

41 Resident Weekends – (after 2 P.M. – 18-hole limit- includes cart) \$35.00

42
43 *Twilight rounds not finished by dark will not be subject to refund or raincheck
44

45 **Seniors (Ages 55 and Older) and Juniors (Age 17 and younger)**

46 **March 1st – October 31st**

47 Monday through Friday (all day), Saturday and Sunday (after 12pm) - 18 holes includes cart
48 \$32.00 (\$28 for residents)

49 Monday through Friday (all day), Saturday and Sunday (after 12pm) – 9 holes includes cart
50 \$22.00 (\$22 for residents)

51 **Winter Greens Fees**

52 **Please note: the fees listed below include the price of a cart due to the fact the majority**
53 **of golfers want the use of a golf cart.**

54

55

56

57

58

59

**November
1st -
February
28th**

Weekdays		
	18 Holes	9 Holes
Public	<u>\$28</u>	\$20
Residents	\$25	\$18
SR/JR	\$25	\$18
SR/JR Resident	\$22	\$15

Weekends		
	18 Holes	9 Holes
Public	\$30	\$22
Residents	\$27	\$20
SR/JR	\$25 (after 12pm)	\$18 (after 12pm)
SR/JR Resident	\$22 (after 12pm)	\$15 (after 12pm)

60

61

Golf Carts (Year Round)

62 18 holes \$16.00

63 9 holes \$10.00

64 (Must be sixteen 16 years of age or older to rent a golf cart and may be required to show
65 identification).

66

Pull Carts

67 18 holes \$4.00

68 9 holes \$3.00

69

70

Golf Club Rental

71 18 holes \$20.00

72 9 holes \$20.00

73

High School Golf Team

74 Per golfer – 9 holes (supervised practices and matches as scheduled) \$10.00

75	Tournament Fees (includes cart fees)*	
76	Weekdays - 1 - 99 players	\$34.00
77	Weekdays - 100 or more players	\$32.00
78	Weekends – 1– 99 players	\$41.00
79	Weekends – 100 or more players	\$39.00

80 Corkage Fees: \$3 per person for food
 81 \$3 per person for drinks

82 *Tournament rates are baseline to be negotiated

83 **Discounts**

84 Military, first responders, and Florissant City employees will receive Senior Rate. In an effort to
 85 remain current with competition and changing circumstances, the Mayor and the Clubhouse
 86 Manager are authorized to establish a temporary promotional fee in lieu of the fees set forth
 87 above. The fees and charges by example may include, but are not limited to, last minute price
 88 decreases to entice people to book, unexpected indecent weather (heat or potential rain), and / or
 89 competitive pricing balances with competing courses.

90 Section 2: Except as herein amended Section 245.180 shall remain in full force and effect.

91
 92 Section 3: This ordinance shall become in full force and effect immediately upon its passage and
 93 approval.

94 Adopted this ____ day of _____, 2022.

 President of the Council

101 Approved this ____ day of _____, 2022.

 Mayor

106 ATTEST:
 107 _____
 108
 109 City Clerk

1 INTRODUCED BY COUNCILMAN EAGAN
2 NOVEMBER 14, 2022

3
4 BILL NO. 9831

ORDINANCE NO.

5
6 **AN ORDINANCE REPEALING ORDINANCE NO. 8779 ESTABLISHING A**
7 **NEW COMPENSATION PLAN FOR PART-TIME EMPLOYEES OF THE CITY**
8 **OF FLORISSANT AND CONTAINING AN EFFECTIVE DATE CLAUSE.**
9

10 BE IT ORDAINED BY THE COUNCIL OF THE CITY OF FLORISSANT, ST. LOUIS
11 COUNTY, MISSOURI, AS FOLLOWS:
12

13 Section 1: Ordinance No. 8779 is hereby repealed.

14 Section 2: The wage range for various part-time employees of the City of Florissant is
15 hereby established as follows:
16

	Grade	Step 1	Step 2	Step 3	Step 4	Step 5
Park Police/Bailiff	P15	\$30.00				
IT Technical Support Senior Citizen Coordinator	P14	\$23.02	\$23.48	\$23.95	\$24.42	\$24.91
Dispatcher	P13	\$20.80	\$21.22	\$21.64	\$22.08	\$22.52
Sports Official	P12	\$20.00	\$20.40	\$20.81	\$21.22	\$21.65
Building Inspector Code Enforcement Community Development Specialist Human Resources Specialist Engineering Technician HVAC Technicians Video Specialist	P11	\$18.09	\$19.18	\$19.56	\$19.95	\$20.35
Pool MGR	P10	\$18.00	\$18.36	\$18.73	\$19.10	\$19.48
Assistant Technical Director	P9	\$16.50	\$16.83	\$17.17	\$17.51	\$17.86
Head Lifeguard	P8	\$16.25	\$16.58	\$16.91	\$17.24	\$17.59
Golf Pro Shop Manager Senior Citizen Specialist Laborers - Golf, Parks, Street Park Ranger Supervisor II Facility Supervisor Theater Technician	P7	\$16.00	\$16.32	\$16.65	\$16.98	\$17.32
Accounting Clerk Assistant Court Clerk Permit Inspection Clerk	P6	\$15.89	\$16.21	\$16.53	\$16.86	\$17.20
Lifeguard	P5	\$15.25	\$15.56	\$15.87	\$16.18	\$16.51

Bus Driver Park Ranger	P4	\$14.50	\$14.79	\$15.09	\$15.39	\$15.70
Clerk Duplicating Equip. Operator Receptionist Senior Support Staff	P3	\$14.35	\$14.64	\$14.93	\$15.23	\$15.53
Custodian	P2	\$14.15	\$14.43	\$14.72	\$15.02	\$15.32
Fitness Center Attendant	P1	\$14.00	\$14.28	\$14.57	\$14.86	\$15.15

17
18

19 Section 3: Part-time personnel are regularly scheduled employees who are not to exceed
20 twenty-eight (28) hours of work per week.

21 Section 4: This ordinance shall become in force and effect as of January 2, 2023.

22

23 Adopted this _____ day of _____, 2022.

24

25

26

27

28

29

Joseph Eagan
President of the Council
City of Florissant

30

31

32

33

34

35

36

37

38

39

ATTEST:

Karen Goodwin, MPPA/MMC/MRCC
City Clerk

Timothy J. Lowery
Mayor, City of Florissant

1 INTRODUCED BY COUNCILMAN EAGAN
2 NOVEMBER 14, 2022

3
4 BILL NO. 9832

ORDINANCE NO.

5
6 **AN ORDINANCE REPEALING ORDINANCE NO. 8743 ESTABLISHING A**
7 **NEW COMPENSATION PLAN FOR SEASONAL EMPLOYEES OF THE**
8 **CITY OF FLORISSANT AND CONTAINING AN EFFECTIVE DATE**
9 **CLAUSE.**

10
11 BE IT ORDAINED BY THE COUNCIL OF THE CITY OF FLORISSANT, ST. LOUIS
12 COUNTY, MISSOURI, AS FOLLOWS:

13
14 Section 1: Ordinance No. 8743 is hereby repealed.

15
16 Section 2: The wage range for various seasonal employees of the City of Florissant is hereby
17 established as follows:

18

	Grade	Step 1	Step 2	Step 3	Step 4	Step 5
Sports Official	S11	\$20.00	\$20.40	\$20.81	\$21.22	\$21.65
Pool Manager - Outdoor Camp Director	S10	\$18.00	\$18.36	\$18.73	\$19.10	\$19.48
Rink Manager Assistant Pool Manager	S9	\$16.50	\$16.83	\$17.17	\$17.51	\$17.86
Headguard	S8	\$16.25	\$16.58	\$16.91	\$17.24	\$17.59
Laborer - Street, Health, Parks, Golf	S7	\$16.00	\$16.32	\$16.65	\$16.98	\$17.32
Golf Food & Beverage Manager Golf Pro Shop Manager	S6	\$15.75	\$16.07	\$16.39	\$16.71	\$17.05
Asst. Camp Director Admission/Concession Manager Volunteer Coordinator	S5	\$15.50	\$15.81	\$16.13	\$16.45	\$16.78
Lifeguard	S4	\$15.25	\$15.56	\$15.87	\$16.18	\$16.51
Camp Counselor	S3	\$14.50	\$14.79	\$15.09	\$15.39	\$15.70
Golf Pro-Shop Attendant	S2	\$14.25	\$14.54	\$14.83	\$15.12	\$15.42
Rink Guard Cashier Concession Cashier Golf Beverage Cart Attendant Golf Cart Attendant Golf Food & Beverage Attendant	S1	\$14.00	\$14.28	\$14.57	\$14.86	\$15.15

19
20 Section 3: This ordinance shall become in force and effect as of January 2, 2023.

21
22
23
24
25
26
27
28
29
30
31
32
33
34
35
36
37
38
39
40

Adopted this _____ day of _____, 2022.

Joseph Eagan
President of the Council
City of Florissant

Approved this _____ day of _____, 2022.

Timothy J. Lowery
Mayor, City of Florissant

ATTEST:

Karen Goodwin, MPPA/MMC/MRCC
City Clerk


FLORISSANT CITY COUNCIL

AGENDA REQUEST FORM

Date: 11/07/22

Mayor's Approval:

Agenda Date Requested: 11/14/2022



Description of request:

Amend Part-time and Seasonal Pay ordinances to reflect Missouri's increase in minimum wage January 2023, and to become more competitive.

Department: Human Resources

Recommending Board or Commission:

Type of request:

Ordinances	X	Other	X
Appropriation		Liquor License	
Transfer		Hotel License	
Zoning Amendment		Special Presentations	
Amendment	X	Resolution	
Special Use Transfer		Proclamation	
Special Use		Subdivision	
Budget Amendment			
	Y/N		Y/N

Public Hearing needed: Yes / No

N

3 readings? : Yes / No

N

Back up materials attached:

Minutes	
Maps	
Memo	X
Draft Ord.	X

Back up materials needed:

Minutes	
Maps	
Memo	
Draft Ord.	

Note: Please include all attachments necessary for documents to be generated for inclusion on the Agenda. All agenda requests are to be turned in to the City Clerk by 5pm on Tuesday prior to the Council meeting.

For City Clerk Use Only:

Introduced by: _____

PH Speaker: _____



MEMORANDUM

Date: November 7, 2022
To: Mayor Timothy J. Lowery and City Council
From: Sonya D. Brooks-White, Director of Human Resources
Re: 2023 Missouri Minimum Wage Increase for Part-time and Seasonal Employees

On the November 6, 2018, the State of Missouri had on the ballot Proposition B to increase minimum wage requirements by \$.85 cents an hour and reaching \$12.00 per hour by 2023. The requirement became effective January 2019. As a result, the City increased our minimum wage and we would like to continue to keep pace with other industries and organizations. Effective January 1, 2023, the Missouri minimum wage will increase to \$12.00. However, I believe we need to be more aggressive and move to a **minimum of \$14.00/hour** to stay competitive.

Note a couple title name changes and new positions:

Current Title Name	New Title Name
Recreation Leader II (Rec II)	Fitness Center Attendant
Recreation Leader III (Rec III)	Facility Supervisor

New Positions added
Sports Referee
Assistant Technical Director (Theatre)

Department Heads have budgeted the necessary funds in their 2022-2023 proposals to reflect the increase in the minimum wage.

I recommend implementing the new proposed pay rates effective **January 2, 2023 for part-time and seasonal employees**. Let's stay competitive and continue to provide incredible services to our residents and guests of the City of Florissant.

If you need additional information or have any questions feel free to contact me.

1 INTRODUCED BY COUNCILMAN EAGAN
2 NOVEMBER 14, 2022

3
4 BILL NO. 9833 ORDINANCE NO.

5
6 **AN ORDINANCE AMENDING ORDINANCE NO. 8406 AS AMENDED**
7 **WHICH ESTABLISHED THE WAGE RANGE AND PAY PLAN FOR**
8 **UNCLASSIFIED EMPLOYEES AND EFFECTIVE DATE CLAUSE.**

9
10 **WHEREAS** ordinance 8406 established a separate pay plan for Unclassified
11 Employees; and

12 **WHEREAS** ordinance no. 8510 amended ordinance no. 8406 by adding the
13 position of Economic Development Director and amended the pay range for the
14 Mayor’s executive assistant; and

15
16 NOW, THEREFORE, BE IT ORDAINED BY THE COUNCIL OF THE CITY OF
17 FLORISSANT, ST. LOUIS COUNTY, MISSOURI, AS FOLLOWS:

18
19 Section 1: Ordinance number 8510 is hereby amended by replacing the wage range and
20 pay plan with a new one as attached hereto; and

21
22 Section 2: The new pay scale for unclassified employees is becomes effective December
23 1, 2022 and unclassified employees will be eligible for their next increase during the annual
24 performance review period in June 2023.

25 Section 3: This ordinance shall become in force and effect immediately upon its passage
26 and approval.

27
28 Adopted this ____ day of _____, 2022.

29
30 _____
31 Joseph Eagan
32 President of the Council
33

34 Approved this ____ day of _____, 2022.

35
36 _____
37 Timothy J. Lowery
38 Mayor, City of Florissant
39

40 ATTEST:
41 _____
42 Karen Goodwin, MPPA/MMC/MRCC
43 City Clerk
44

UNCLASSIFIED PAY SCHEDULE - PROPOSED 12/01/2022											
	1	2	3	4	5	6	7	8	9	10	11
Mayor's Executive Assistant	24.68	25.42	26.18	26.96	27.77	28.61	29.46	30.35	31.26	32.20	33.16
	1,974.40	2,033.60	2,094.40	2,156.80	2,221.60	2,288.80	2,356.80	2,428.00	2,500.80	2,576.00	2,652.80
	51,334.40	52,873.60	54,454.40	56,076.80	57,761.60	59,508.80	61,276.80	63,128.00	65,020.80	66,976.00	68,972.80
Court Clerk	32.62	33.60	34.61	35.65	36.72	37.83	38.96	40.13	41.33	42.57	43.85
	2,609.60	2,688.00	2,768.80	2,852.00	2,937.60	3,026.40	3,116.80	3,210.40	3,306.40	3,405.60	3,508.00
	67,849.60	69,888.00	71,988.80	74,152.00	76,377.60	78,686.40	81,036.80	83,470.40	85,966.40	88,545.60	91,208.00
City Clerk	36.26	37.35	38.47	39.62	40.81	42.03	43.29	44.59	45.93	47.31	48.73
	2,900.80	2,988.00	3,077.60	3,169.60	3,264.80	3,362.40	3,463.20	3,567.20	3,674.40	3,784.80	3,898.40
	75,420.80	77,688.00	80,017.60	82,409.60	84,884.80	87,422.40	90,043.20	92,747.20	95,534.40	98,404.80	101,358.40
Director of Economic Development	36.26	37.35	38.47	39.62	40.81	42.03	43.29	44.59	45.93	47.31	48.73
	2,900.80	2,988.00	3,077.60	3,169.60	3,264.80	3,362.40	3,463.20	3,567.20	3,674.40	3,784.80	3,898.40
	75,420.80	77,688.00	80,017.60	82,409.60	84,884.80	87,422.40	90,043.20	92,747.20	95,534.40	98,404.80	101,358.40
Director of Human Resources	36.26	37.35	38.47	39.62	40.81	42.03	43.29	44.59	45.93	47.31	48.73
	2,900.80	2,988.00	3,077.60	3,169.60	3,264.80	3,362.40	3,463.20	3,567.20	3,674.40	3,784.80	3,898.40
	75,420.80	77,688.00	80,017.60	82,409.60	84,884.80	87,422.40	90,043.20	92,747.20	95,534.40	98,404.80	101,358.40
Director of Information Technology	47.38	48.80	50.26	51.77	53.33	54.92	56.57	58.27	60.02	61.82	63.67
	3,790.40	3,904.00	4,020.80	4,141.60	4,266.40	4,393.60	4,525.60	4,661.60	4,801.60	4,945.60	5,093.60
	98,550.40	101,504.00	104,540.80	107,681.60	110,926.40	114,233.60	117,665.60	121,201.60	124,841.60	128,585.60	132,433.60
Director of Parks & Recreation	44.66	46.00	47.38	48.80	50.26	51.77	53.33	54.92	56.57	58.27	60.02
	3,572.80	3,680.00	3,790.40	3,904.00	4,020.80	4,141.60	4,266.40	4,393.60	4,525.60	4,661.60	4,801.60
	92,892.80	95,680.00	98,550.40	101,504.00	104,540.80	107,681.60	110,926.40	114,233.60	117,665.60	121,201.60	124,841.60
Director of Finance	47.29	48.70	50.17	51.67	53.22	54.82	56.46	58.16	59.91	61.71	63.56
	3,783.20	3,896.00	4,013.60	4,133.60	4,257.60	4,385.60	4,516.80	4,652.80	4,792.80	4,936.80	5,084.80
	98,363.20	101,296.00	104,353.60	107,473.60	110,697.60	114,025.60	117,436.80	120,972.80	124,612.80	128,356.80	132,204.80
Director of Public Works	46.93	48.34	49.79	51.28	52.82	54.40	56.04	57.72	59.45	61.24	63.08
	3,754.40	3,867.20	3,983.20	4,102.40	4,225.60	4,352.00	4,483.20	4,617.60	4,756.00	4,899.20	5,046.40
	97,614.40	100,547.20	103,563.20	106,662.40	109,865.60	113,152.00	116,563.20	120,057.60	123,656.00	127,379.20	131,206.40


FLORISSANT CITY COUNCIL

AGENDA REQUEST FORM

Date: 11/08/2022

Mayor's Approval:

Agenda Date Requested: 11/14/2022



Description of request:

Amend Unclassified pay ordinance to maintain key leadership positions and help with future recruitment.

Department: Human Resources

Recommending Board or Commission:

Type of request:

Ordinances	X	Other	X
Appropriation		Liquor License	
Transfer		Hotel License	
Zoning Amendment		Special Presentations	
Amendment	X	Resolution	
Special Use Transfer		Proclamation	
Special Use		Subdivision	
Budget Amendment			
	Y/N		Y/N
Public Hearing needed: Yes / No	N	3 readings? : Yes / No	N

Back up materials attached:

Back up materials needed:

Minutes		Minutes	
Maps		Maps	
Memo	X	Memo	
Draft Ord.	X	Draft Ord.	

Note: Please include all attachments necessary for documents to be generated for inclusion on the Agenda. All agenda requests are to be turned in to the City Clerk by 5pm on Tuesday prior to the Council meeting.

For City Clerk Use Only:

Introduced by: _____

PH Speaker: _____



MEMORANDUM

Date: November 8, 2022
To: Mayor Timothy J. Lowery and City Council
From: Sonya D. Brooks-White, Director of Human Resources
Re: Proposed Pay Schedule – Unclassified

The Unclassified scale was implemented in 2018, at which time it was a great improvement for recruiting and maintaining current department head staff. As we all know the market and recruitment has changed drastically in the last two years following the pandemic.

Reviewing the marketplace and numerous survey studies, the City of Florissant management compensation did improve with the adjustments made in 2018, however with the drastic change in the economy, market and reviewing our municipal comparisons it's time to make another adjustment for fiscal 2023. To attract the experience, knowledge and quality of applicants that we need to lead our vital departments and maintain the standards held in our City we strongly recommend implementing the new proposed pay schedule.

The new scale would be effective December 1, 2022, and Unclassified employees will be eligible for their next increase during our annual performance review period June 2023.

If you need any additional information or have any questions feel free to contact me.

UNCLASSIFIED PAY SCHEDULE - PROPOSED 12/01/2022

	1	2	3	4	5	6	7	8	9	10	11
Mayor's Executive Assistant	24.68	25.42	26.18	26.96	27.77	28.61	29.46	30.35	31.26	32.20	33.16
	1,974.40	2,033.60	2,094.40	2,156.80	2,221.60	2,288.80	2,356.80	2,428.00	2,500.80	2,576.00	2,652.80
	51,334.40	52,873.60	54,454.40	56,076.80	57,761.60	59,508.80	61,276.80	63,128.00	65,020.80	66,976.00	68,972.80
Court Clerk	32.62	33.60	34.61	35.65	36.72	37.83	38.96	40.13	41.33	42.57	43.85
	2,609.60	2,688.00	2,768.80	2,852.00	2,937.60	3,026.40	3,116.80	3,210.40	3,306.40	3,405.60	3,508.00
	67,849.60	69,888.00	71,988.80	74,152.00	76,377.60	78,686.40	81,036.80	83,470.40	85,966.40	88,545.60	91,208.00
City Clerk	36.26	37.35	38.47	39.62	40.81	42.03	43.29	44.59	45.93	47.31	48.73
	2,900.80	2,988.00	3,077.60	3,169.60	3,264.80	3,362.40	3,463.20	3,567.20	3,674.40	3,784.80	3,898.40
	75,420.80	77,688.00	80,017.60	82,409.60	84,884.80	87,422.40	90,043.20	92,747.20	95,534.40	98,404.80	101,358.40
Director of Economic Development	36.26	37.35	38.47	39.62	40.81	42.03	43.29	44.59	45.93	47.31	48.73
	2,900.80	2,988.00	3,077.60	3,169.60	3,264.80	3,362.40	3,463.20	3,567.20	3,674.40	3,784.80	3,898.40
	75,420.80	77,688.00	80,017.60	82,409.60	84,884.80	87,422.40	90,043.20	92,747.20	95,534.40	98,404.80	101,358.40
Director of Human Resources	36.26	37.35	38.47	39.62	40.81	42.03	43.29	44.59	45.93	47.31	48.73
	2,900.80	2,988.00	3,077.60	3,169.60	3,264.80	3,362.40	3,463.20	3,567.20	3,674.40	3,784.80	3,898.40
	75,420.80	77,688.00	80,017.60	82,409.60	84,884.80	87,422.40	90,043.20	92,747.20	95,534.40	98,404.80	101,358.40
Director of Information Technology	47.38	48.80	50.26	51.77	53.33	54.92	56.57	58.27	60.02	61.82	63.67
	3,790.40	3,904.00	4,020.80	4,141.60	4,266.40	4,393.60	4,525.60	4,661.60	4,801.60	4,945.60	5,093.60
	98,550.40	101,504.00	104,540.80	107,681.60	110,926.40	114,233.60	117,665.60	121,201.60	124,841.60	128,585.60	132,433.60
Director of Parks & Recreation	44.66	46.00	47.38	48.80	50.26	51.77	53.33	54.92	56.57	58.27	60.02
	3,572.80	3,680.00	3,790.40	3,904.00	4,020.80	4,141.60	4,266.40	4,393.60	4,525.60	4,661.60	4,801.60
	92,892.80	95,680.00	98,550.40	101,504.00	104,540.80	107,681.60	110,926.40	114,233.60	117,665.60	121,201.60	124,841.60
Director of Finance	47.29	48.70	50.17	51.67	53.22	54.82	56.46	58.16	59.91	61.71	63.56
	3,783.20	3,896.00	4,013.60	4,133.60	4,257.60	4,385.60	4,516.80	4,652.80	4,792.80	4,936.80	5,084.80
	98,363.20	101,296.00	104,353.60	107,473.60	110,697.60	114,025.60	117,436.80	120,972.80	124,612.80	128,356.80	132,204.80
Director of Public Works	46.93	48.34	49.79	51.28	52.82	54.40	56.04	57.72	59.45	61.24	63.08
	3,754.40	3,867.20	3,983.20	4,102.40	4,225.60	4,352.00	4,483.20	4,617.60	4,756.00	4,899.20	5,046.40
	97,614.40	100,547.20	103,563.20	106,662.40	109,865.60	113,152.00	116,563.20	120,057.60	123,656.00	127,379.20	131,206.40

1 INTRODUCED BY COUNCILMAN EAGAN
2 November 14, 2022

3
4 BILL NO. 9834

ORDINANCE NO.

5
6 **AN ORDINANCE AMENDING SECTION 125.065.A “JOB**
7 **CLASSIFICATION AND GRADE LEVEL” BY ADDING CERTAIN JOB**
8 **CLASSIFICATIONS.**

9
10 NOW, THEREFORE, BE IT ORDAINED BY THE COUNCIL OF THE CITY OF
11 FLORISSANT, ST. LOUIS COUNTY, MISSOURI, AS FOLLOWS:

12
13 Section 1: That Chapter 125.065 “Wage Increase and Schedule,” subsection A “Job
14 Classification and Grade Level,” is hereby amended by adding the new position of “Health
15 Superintendent” at the grade level of 16.
16

<u>Job Classification</u>	<u>Grade Level</u>
Health Superintendent	16

17
18 Section 2: This ordinance shall become in force and effective December 1, 2022.

19
20 Adopted this ____ day of _____, 2022.

21
22
23 _____
24 Joseph Eagan
25 President of the Council
26 City of Florissant

27 Approved this ____ day of _____, 2022.

28
29
30 _____
31 Timothy J. Lowery
32 Mayor, City of Florissant

33 ATTEST:
34 _____
35 Karen Goodwin, MPPA/MMC/MRCC
City Clerk

FLORISSANT CITY COUNCIL

AGENDA REQUEST FORM

Date: 11/08/2022

Mayor's Approval:

Agenda Date Requested:

11/14/2022

Description of request:

Add Health Superintendent to the Classified Pay Schedule.

Department:

Human Resources

Recommending Board or Commission:

Type of request:

Ordinances	X	Other	X
Appropriation		Liquor License	
Transfer		Hotel License	
Zoning Amendment		Special Presentations	
Amendment		Resolution	
Special Use Transfer		Proclamation	
Special Use		Subdivision	
Budget Amendment			
	Y/N		Y/N

Public Hearing needed: **Yes / No**

N

3 readings? : **Yes / No**

N

Back up materials attached:

Back up materials needed:

Minutes		Minutes	
Maps		Maps	
Memo	X	Memo	
Draft Ord.	X	Draft Ord.	

Note: Please include all attachments necessary for documents to be generated for inclusion on the Agenda. All agenda requests are to be turned in to the City Clerk by 5pm on Tuesday prior to the Council meeting.

For City Clerk Use Only:

Introduced by: _____

PH Speaker: _____



Memo To: Mayor Timothy Lowery
City Council

Date: November 8, 2022
CC: Sonya Brooks - White

From: Todd Hughes, P.E.
Director of Public Works

TH

Subject: Health Department

I am requesting to re-instate the Health Superintendent position to the Public Works Department. The duties currently being performed by the foreman are in line with the description of the superintendent. The superintendent oversees and supervises the entire Health division and works directly in coordination with the Director of Public Works. This role also assists with the department's annual budget and helps establish department policies.

The department has budgeted for the change for fiscal 2023. The position will replace the foreman position, which will not be backfilled at this time. This change will take effect December 1, 2022.

Respectfully submitted,

Todd Hughes

1 INTRODUCED BY COUNCILMAN EAGAN
2 NOVEMBER 14, 2022

3
4 BILL NO. 9835 ORDINANCE NO.

5
6 **AN ORDINANCE TRANSFERRING FUNDS WITHIN THE GENERAL**
7 **REVENUE FUND BETWEEN VARIOUS ACCOUNTS FOR THE**
8 **PURPOSE OF MID-YEAR ADJUSTMENTS.**
9

10 BE IT ORDAINED BY THE COUNCIL OF THE CITY OF FLORISSANT, ST. LOUIS
11 COUNTY, MISSOURI, AS FOLLOWS:
12

13 Section 1: There is hereby authorized transfers between the following accounts:

14	From:	01-5-06-10040 – Part Time Seasonal	\$26,000
15	To:	01-5-06-28020 – Merchandise Concessions	\$ 6,000
16		01-5-06-26000 – Utilities	\$20,000
17			
18	From:	01-5-06-42000 – Training & Cert	\$600
19	To:	01-5-06-43000 – Dues & Subscriptions	\$600
20			
21	From:	01-5-06-30020 – Small Tools	\$1,050
22	To:	01-5-06-29030 – Grounds Maint-Trees	\$1,050
23			
24	From:	01-5-41-42000 – Travel & Training	\$100
25	To:	01-5-41-43000 – Dues & Subscriptions	\$100
26			

27 Section 2: This ordinance shall become in force and effect immediately upon its passage
28 and approval.

29
30 Adopted this _____ day of _____, 2022.
31

32
33 _____
34 Joseph Eagan
35 President of the Council
36 City of Florissant

37 Approved this _____ day of _____, 2022.
38

39
40 _____
41 Timothy J. Lowery
42 Mayor, City of Florissant

43 ATTEST:
44

45 _____
46 Karen Goodwin, MPPA/MMC/MRCC
City Clerk

FLORISSANT CITY COUNCIL

AGENDA REQUEST FORM

Date: 11/10/22

Mayor's Approval:

Agenda Date Requested: 11/14/2022

Description of request:

General Fund year end review to transfer between various categories:
 \$26,000 from 01-5-06-10040 Part Time Seasonal \$6,000 to 01-5-06-28020 Concessions and \$20,000 to 01-5-06-26000 Utilities
 \$600 from 01-5-06-42000 Training & Cert to 01-5-06-43000 Dues and Subscriptions
 \$1,050 from 01-5-06-30020 Small Tools to 01-5-06-29030 Grounds Maint.
 \$100 from 01-5-41-42000 Travel & Training to 01-5-41-43000 Dues & Subscriptions

Department: Golf and Courts

Recommending Board or Commission:

Type of request:

Ordinances	X	Other	X
Appropriation		Liquor License	
Transfer	X	Hotel License	
Zoning Amendment		Special Presentations	
Amendment		Resolution	
Special Use Transfer		Proclamation	
Special Use		Subdivision	
Budget Amendment			

Y/N

Y/N

Public Hearing needed: **Yes / No**

3 readings? : **Yes / No**

Y

Back up materials attached:

Back up materials needed:

Minutes		Minutes	
Maps		Maps	
Memo	x	Memo	
Draft Ord.		Draft Ord.	

Note: Please include all attachments necessary for documents to be generated for inclusion on the Agenda. All agenda requests are to be turned in to the City Clerk by 5pm on Tuesday prior to the Council meeting.

For City Clerk Use Only:

Introduced by: _____

PH Speaker: _____



Memo To: City Council
Thru Mayor Lowery

Date: November 10, 2022

From: Kimberlee Johnson

Subject: General Fund transfer request per Year End Review

Per a Year End review with the Departments, the following transfers are requested:

Transfers:

From: 01-5-06-10040 – Part Time Seasonal	\$26,000
To: 01-5-06-28020 – Merchandise Concessions	\$ 6,000
01-5-06-26000 – Utilities	\$20,000
From: 01-5-06-42000 – Training & Cert	\$600
To: 01-5-06-43000 – Dues & Subscriptions	\$600
From: 01-5-06-30020 – Small Tools	\$1,050
To: 01-5-06-29030 – Grounds Maint-Trees	\$1,050
From: 01-5-41-42000 – Travel & Training	\$100
To: 01-5-41-43000 – Dues & Subscriptions	\$100

Respectfully submitted,

Kimberlee L. Johnson

1 INTRODUCED BY COUNCILMAN EAGAN
2 NOVEMBER 14, 2022

3
4 BILL NO. 9836 ORDINANCE NO.

5
6 **AN ORDINANCE TRANSFERRING FUNDS WITHIN THE PARK**
7 **IMPROVEMENT FUND BETWEEN VARIOUS ACCOUNTS FOR THE**
8 **PURPOSE OF MID-YEAR ADJUSTMENTS.**

9
10 BE IT ORDAINED BY THE COUNCIL OF THE CITY OF FLORISSANT, ST. LOUIS
11 COUNTY, MISSOURI, AS FOLLOWS:

12
13 Section 1: There is hereby authorized transfers between the following Park
14 Improvement Fund accounts:

15
16 **From:** 09-5-09-32470 – Office Expense \$1,750
17 **To:** 09-5-09-24070 – Software Purch & Maint \$1,750
18
19 **From:** 09-5-09-26470 – Utilities \$3,000
20 **To:** 09-5-09-28460 – Merchandise/Concessions – Bangert \$3,000

21
22 Section 2: This ordinance shall become in force and effect immediately upon its passage
23 and approval.

24
25 Adopted this _____ day of _____, 2022.

26
27
28 _____
29 Joseph Eagan
30 President of the Council
31 City of Florissant

32 Approved this _____ day of _____, 2022.

33
34
35 _____
36 Timothy J. Lowery
37 Mayor, City of Florissant

38 ATTEST:

39
40 _____
41 Karen Goodwin, MPPA/MMC/MRCC
City Clerk

FLORISSANT CITY COUNCIL

AGENDA REQUEST FORM

Date: 11/10/22 _____

Mayor's Approval:

Agenda Date Requested: 11/14/2022

Description of request:

Park Improvement Fund year end review to transfer between categories:
 \$1,750 from 09-5-09-32470 Office Expense to 09-5-09-24070 Software Purch & Maint
 \$3,000 from 09-5-09-26470 Utilities to 09-5-09-28470 Concessions Bangert

Department: Park Improvement Fund

Recommending Board or Commission:

Type of request:

Ordinances	X	Other	X
Appropriation		Liquor License	
Transfer	X	Hotel License	
Zoning Amendment		Special Presentations	
Amendment		Resolution	
Special Use Transfer		Proclamation	
Special Use		Subdivision	
Budget Amendment			

Public Hearing needed: **Yes / No**

Y/N

3 readings? : **Yes / No**

Y/N

Y

Back up materials attached:

Back up materials needed:

Minutes		Minutes	
Maps		Maps	
Memo	x	Memo	
Draft Ord.		Draft Ord.	

Note: Please include all attachments necessary for documents to be generated for inclusion on the Agenda. All agenda requests are to be turned in to the City Clerk by 5pm on Tuesday prior to the Council meeting.

For City Clerk Use Only:

Introduced by: _____

PH Speaker: _____



Memo To: City Council
Thru Mayor Lowery

Date: November 10, 2022

From: Kimberlee Johnson

Subject: Park Improvement Fund transfer request per Year End Review

Per a Year End review with the Departments, the following transfers are requested:

Transfers:

From: 09-5-09-32470 – Office Expense	\$1,750
To: 09-5-09-24070 – Software Purch & Maint	\$1,750
From: 09-5-09-26470 – Utilities	\$3,000
To: 09-5-09-28460 – Merchandise/Concessions – Bangert	\$3,000

Respectfully submitted,

Kimberlee L. Johnson

1 INTRODUCED BY COUNCILMAN EAGAN
2 NOVEMBER 14, 2022

3
4 BILL NO. 9837 ORDINANCE NO.

5
6 **AN ORDINANCE AUTHORIZING A TRANSFER OF \$25,000 FROM**
7 **CAPITAL IMPROVEMENT FUND ACCOUNT NO. 03-5-03-52000**
8 **“STREET CONTRACTS” TO 03-5-03-20040 “DEBT PAYMENT 2021**
9 **COPS” FOR THE PURPOSE OF MID-YEAR ADJUSTMENTS.**

10
11 BE IT ORDAINED BY THE COUNCIL OF THE CITY OF FLORISSANT, ST. LOUIS
12 COUNTY, MISSOURI, AS FOLLOWS:

13
14 Section 1: There is hereby authorized a transfer of \$25,000 from Capital
15 Improvement fund account no. 03-5-03-52000 “street contracts” to 03-5-03-20040 “Debt
16 Payment 2021 COPS” for the purpose of mid-year adjustments.

17
18 Section 2: This ordinance shall become in force and effect immediately upon its passage
19 and approval.

20
21 Adopted this _____ day of _____, 2022.

22
23 _____
24 Joseph Eagan
25 President of the Council
26 City of Florissant

27
28 Approved this _____ day of _____, 2022.

29
30 _____
31 Timothy J. Lowery
32 Mayor, City of Florissant

33 ATTEST:
34
35 _____
36 Karen Goodwin, MPPA/MMC/MRCC
37 City Clerk

FLORISSANT CITY COUNCIL

AGENDA REQUEST FORM

Date: 11/10/22

Mayor's Approval:

Agenda Date Requested:

11/14/2022

Description of request:

Capital Improvement Fund year end review to transfer between categories:
\$25,000 from 03-5-03-52000 Street Contract to 03-5-03-20040 Debt Payment 2021 COPS

Department: Golf and Courts

Recommending Board or Commission:

Type of request:

Ordinances	X	Other	X
Appropriation		Liquor License	
Transfer	X	Hotel License	
Zoning Amendment		Special Presentations	
Amendment		Resolution	
Special Use Transfer		Proclamation	
Special Use		Subdivision	
Budget Amendment			
	Y/N		Y/N

Public Hearing needed: **Yes / No**

3 readings? : **Yes / No**

Y

Back up materials attached:

Back up materials needed:


Minutes		Minutes	
Maps		Maps	
Memo	x	Memo	
Draft Ord.		Draft Ord.	

Note: Please include all attachments necessary for documents to be generated for inclusion on the Agenda. All agenda requests are to be turned in to the City Clerk by 5pm on Tuesday prior to the Council meeting.

For City Clerk Use Only:

Introduced by: _____

PH Speaker: _____



Memo To: City Council
Thru Mayor Lowery

Date: November 10, 2022

From: Kimberlee Johnson

Subject: Capital Improvement Fund transfer request

The debt payment split between Park Improvement Fund and Capital Improvement Fund was corrected during the FY21 Audit therefore I am requesting to move \$25,000 from Street Contracts to Debt Payment 2021 COPS.

Transfers:

From: 03-5-03-52000 – Street Contracts	\$25,000
To: 03-5-03-20040 – Debt Payment 2021 COPS	\$25,000

Respectfully submitted,

Kimberlee L. Johnson

1 INTRODUCED BY COUNCIL AS A WHOLE
2 NOVEMBER 14, 2022

3
4 BILL NO. 9838

ORDINANCE NO.

5
6 **AN ORDINANCE APPROPRIATING THE COMMUNITY DEVELOPMENT**
7 **BLOCK GRANT (CDBG) FUNDS FOR THE 2022 FISCAL YEAR FOR THE**
8 **CITY OF FLORISSANT.**
9

10 BE IT ORDAINED BY THE COUNCIL OF THE CITY OF FLORISSANT, ST. LOUIS
11 COUNTY, MISSOURI, AS FOLLOWS

12 Section 1: The appropriation of the 2022 Fiscal Year Community Development Block Grant
13 (CDBG) Funds for the City of Florissant is hereby approved.

14 Section 2: The expenditures of the Community Development Budget for the 2022 fiscal year are
15 hereby approved as follows:

16 **CDBG 2021 ACTUAL**
17 **Financial Summary**

18
19 FY2022 CDBG Program

20
21 **Community Development Block Grant Resources**

22 Entitlement Amount Actual \$268,766.00

23
24 **Total FY2022 Actual Funding** \$268,766.00

25
26 Proposed Uses of CDBG Funds

27 **Housing Programs**

28 Home Improvement Program – Acct # 05-5.22.19000 \$145,013.00

29 Home Improvement Program Mechanical – Acct # 05-5.22.19020 \$ 70,000.00

30 Project I.M.P.A.C.T. – Acct # 05-5.22.70000 \$ 0.00

31
32 **Public Services**

33 Mortgage, Rental & Utility Assistance - Acct # 05-5.22.71000 \$ 0.00

34
35 **Grant Administration** Acct # 05-5.22.18000 \$ 53,753.00

36
37 **Total**
38 \$268,766.00

39
40 Section 3: This ordinance shall be in full force and effect immediately upon its passage
41 and approval.

42 Adopted this _____ day of _____, 2022.

43
44 _____
45 Joseph Eagan , President

46
47 Approved this _____ day of _____, 2022.

48
49 _____
50 Mayor Timothy J. Lowery

51 ATTEST:

52 _____
53 Karen Goodwin, MPPA/MMC/MRCC
City Clerk

FLORISSANT CITY COUNCIL

AGENDA REQUEST FORM

Date: November 10, 2022

Mayor's Approval:

Agenda Date Requested:

14-Nov-22

Description of request: Appropriation of 2022
CDBG funds

Department: Community Development

Recommending Board or Commission:

Type of request:

Ordinances	X	Other	X
Appropriation	X	Liquor License	
Transfer		Hotel License	
Zoning Amendment		Special Presentations	
Amendment		Resolution	
Special Use Transfer		Proclamation	
Special Use		Subdivision	
Budget Amendment			
	Y/N		Y/N

Public Hearing needed: Yes / No

NO

3 readings? : Yes / No

NO

Back up materials attached:

Back up materials needed:

Minutes		Minutes	
Maps		Maps	
Memo	YES	Memo	
Draft Ord.	YES	Draft Ord.	

Note: Please include all attachments necessary for documents to be generated for inclusion on the Agenda. All agenda requests are to be turned in to the City Clerk by 5pm on Tuesday prior to the Council meeting.

For City Clerk Use Only:

Introduced by: _____

PH Speaker: _____

MEMORANDUM

To: MAYOR LOWERY & FLORISSANT CITY COUNCIL
From: M. Carol O'Mara, Director Community Development
Re: Appropriation of 2022 Community Development Block Grant Funds: CDBG
Date: November 10, 2022

This is a request for approval of an ordinance for the appropriation of 2022 CDBG Funding:

These funds have already been approved / allocated but need to be added to the budget for expenditure.

CDBG 2022 ACTUAL Financial Summary

FY2022 CDBG Program

Community Development Block Grant Resources

Entitlement Amount Actual \$286,766.00

Total FY2022 Actual Funding \$268,766.00

Proposed Uses of CDBG Funds

Housing Programs

Home Improvement Program – Acct # 05-5.22.19000 \$145,013.00
Home Improvement Program Mechanical – Acct # 05-5.22.19020 \$ 70,000.00
Project I.M.P.A.C.T. – Acct # 05-5.22.70000 \$ 0.00

Public Services

Mortgage, Rental & Utility Assistance - Acct # 05-5.21.71000 \$ 0.00

Grant Administration Acct # 05-5.22.18000 \$ 53,753.00

Total \$268,766.00

1 INTRODUCED BY COUNCILMAN HARRIS
2 NOVEMBER 14, 2022

3
4 BILL NO. 9839

ORDINANCE NO.

5

6 **ORDINANCE AUTHORIZING A TRANSFER OF SPECIAL USE**
7 **PERMIT NO. 8169 FROM TASTE BUDS CATERING INC. TO J-N-R**
8 **ENTERPRISES D/B/A BIG BOY BURGERS FOR THE OPERATION OF**
9 **RESTAURANT LOCATED AT 1156 SHACKELFORD.**

10

11 WHEREAS, the Florissant Zoning Ordinance authorizes the Council of the City of
12 Florissant, by Special Use Permit, after public hearing thereon, to permit the location of a
13 restaurant; and

14 WHEREAS J-n-R Enterprises d/b/a Big Boy Burgers has filed an application to transfer
15 Special use Permit no. 8169 authorizing the location and operation of a restaurant located at 1156
16 Shackelford to its name; and

17 WHEREAS, the City Council of the City of Florissant determined at its meeting on
18 November 14, 2022 that the business would be operated in substantially identical fashion as set
19 out herein; and

20 WHEREAS, J-n-R Enterprises d/b/a Big Boy Burgers has accepted the terms and
21 conditions as they apply to a special use permit for a restaurant.

22

23 **NOW, THEREFORE, BE IT ORDAINED BY THE COUNCIL OF THE CITY OF**
24 **FLORISSANT, ST. LOUIS COUNTY, MISSOURI, AS FOLLOWS:**

25

26 Section 1: Special Use Permit no. 8169 is hereby transferred from Taste Buds Catering
27 Inc. to J-n-R Enterprises d/b/a Big Boy Burgers for the operation of restaurant located at 1156
28 Shackelford.

29

30 Section 2: The Special Use Permit herein authorized shall terminate if the said business
31 ceases operation for a period of more than one hundred and eighty (180) days.

32

33 Section 3: This ordinance shall become in force and effect immediately upon its passage
34 and approval.

35

36

.

37

Adopted this ____ day of _____, 2022.

38

39

Joseph Eagan
Council President

40

41

42

Approved this ____ day of _____, 2022.

43

44

45

Timothy J. Lowery
Mayor, City of Florissant

46

47

48

ATTEST:

49

50

51

Karen Goodwin, MPPA/MMC/MRCC

52

City Clerk